



**IK**

**TAPERED SHAPE  
INTERNAL HEXAGON**



# company profile



**RESISTA**<sup>®</sup>

Marchio di proprietà della **Ing. Carlo Alberto ISSOGLIO & C. S.r.l.** identifica l'intera gamma di prodotti concepiti dall'azienda per soddisfare le esigenze di odontoiatri ed odontotecnici.

since 1946

**RESISTA è sinonimo di garanzia, equilibrio e continuità, noto in tutto il mondo.**



**RESISTA**, trademark owned by Ing. Carlo Alberto Issoglio & C. S.r.l. , identifies the full range of products designed by the company to meet the needs of dentists and dental technicians.

**RESISTA is known all over the world since 1946, and synonymous of guarantee, balance and continuity.**

# company profile

L'azienda dispone di un complesso produttivo per la realizzazione di dispositivi medici, tra i più moderni del settore, situato ad Omegna, una bellissima cittadina che si affaccia sul Lago d'Orta.

Con impegno, vanto ed orgoglio, il personale tecnico e scientifico del reparto Ricerca & Sviluppo è quotidianamente dedicato a promuovere l'innovazione ed il miglioramento dei nostri prodotti e processi.



Negli anni, il marchio **RESISTA** è diventato anche sinonimo di risposta rapida e qualitativa ai cambiamenti del mercato e alle esigenze dell'odontoiatria moderna.

Qualità, Prezzo e Servizio riassumono in tre semplici parole la percezione quotidiana degli utilizzatori dei prodotti marchiati **RESISTA**.



The company has one of the most ip-to-date manufacturing site for the medical devices, located in Omegna, a beautiful town on Orta Lake, Italy.

With commitment, merit and pride, the technical and scientific staff of the R&D department is daily involved to promote innovation and the improvement of our products and processes.

Over the years, the **RESISTA** brand has also become synonymous of fast and qualitative response to market changes and the needs of modern dentistry.

Quality, Price and Service summarize in three simple words the daily perception of the users of **RESISTA** branded products.

# the choice

**RICERCA & SVILUPPO** - Il programma R&D di Resista Group nasce dalle indicazioni provenienti dal mondo clinico unite alla nostra esperienza maturata nel campo dei dispositivi medici impiantabili.

Con l'utilizzo di programmi di modellazione 3D e sofisticati sistemi computerizzati simuliamo le geometrie finali ed il design, sviluppando le fasi di prototipizzazione rapida dei progetti.



**INNOVAZIONI** - Resista Group è strutturata per soddisfare tutte le esigenze del metal-implant con una avanzata tecnologia di concezione, prototipizzazione ed ingegnerizzazione finale del prodotto per arrivare a soluzioni innovative.

La validazione viene eseguita in collaborazione con Istituti di Ricerca accreditati in conformità ai requisiti degli Standard Internazionali.



**RESEARCH & DEVELOPMENT** - The R&D Resista Group's program stems from indications from the clinical world combined with our experience in the field of implantable medical devices.

Due to the use of 3D modeling programs and sophisticated computer systems, we simulate the final geometries and the design, developing the rapid prototyping phases of the projects.

**INNOVATIONS** - Resista Group is structured to meet all the needs of the metal-implant with an advanced conception technology, prototyping and final product engineering to arrive at innovative solutions. Validation is carried out in collaboration with accredited Research Institutes following the International Standards Requirements.

# the choice

**QUALITÀ DI PROGETTO E PROCESSO** - ICIM Spa ha certificato la **Ing. C. A. Issoglio & C. S.r.l.** in accordo alle normative **UNI EN ISO 9001** e **UNI EN ISO 13485** nel rispetto di tutte le normative vigenti relative ai prodotti e servizi offerti.

Ogni dipendente che ricopre differenti ruoli (tecnici, ingegneristici, amministrativi, commerciali, operatori meccanici, ecc), segue linee guida ed obiettivi per un unico fine: il miglioramento continuo.



**OBIETTIVO PRINCIPALE** - La soddisfazione del cliente è il nostro obiettivo. Il fattore vincente è la capacità dell'azienda a risolvere nel breve qualsiasi tipo di richiesta.

Il supporto tecnico fornito dagli specialisti di prodotto, la disponibilità, l'efficienza e la cordialità sono il punto di forza della nostra struttura.



**PROJECT AND PROCESS QUALITY** - ICIM Spa certified **Ing. C. A. Issoglio & C. S.r.l.** in accordance with **UNI EN ISO 9001** and **UNI EN ISO 13485** in compliance with all current regulations relating to the products and services offered. Every employee covering different roles (technical, engineering, administrative, commercial, mechanic operators, etc.), follows guidelines and objectives for a single purpose: continuous product improvement.

**MAIN OBJECTIVE** - Customer satisfaction is our objective. The winning factor is the company's ability to quickly resolve any type of request. The technical support provided by Product Specialists, availability, efficiency and friendliness are the strengths of our structure.

# the project

**CONCETTI BIOMECCANICI** - Il successo della metodica implantare **Resista Group** è frutto di approfonditi studi sul design dei prodotti e sulla tecnologia di produzione. I risultati clinici a lungo termine sono, infatti, fortemente influenzati dalla precisione e dalla qualità.

Il **processo produttivo** viene eseguito da operatori altamente qualificati che, con l'ausilio dei sistemi elettronici CNC automatizzati, riescono ad ottenere risultati ottimali e riproducibili.



Le tolleranze di lavorazione, soprattutto negli **accoppiamenti protesici**, sono il nostro **gold standard** e vengono confinate tra i **7 - 10 µm**.

**MATERIALI** - Gli impianti sono realizzati in **Titanio ASTM Gr 4 Cold Worked** (Norm. ISO 5832/2), le viti di ritenzione e le componenti protesiche sono realizzate in **Leghe di Titanio ASTM Gr 5 ELI** (Norm. ISO 5832/3).



**BIOMECHANICAL CONCEPTS** - The **Resista Group** method success is the result of several product design studies and the high technology applied in the production. The precision and reliability of the implant has a strong influence on the long term clinical success.


**The manufacturing process** is carried out by high qualified operators, skilled enough to obtain optimal and reproducible results with the use of electronically controlled CNC machinery. The machinery tolerances, especially in **prosthetic connections**, are our **gold standard** and they are made between **7 - 10 µm**.

**MATERIALS** - The implants are made in **Titanium ASTM Gr.4 Cold Worked** (ISO 5832/2), the prosthetic screws and the prosthetic components are made in **Titanium ASTM Gr.5 ELI** (ISO 5832/2).

# the project

**TRATTAMENTI DI SUPERFICIE** - Il processo di micro-sottrazione non contaminata, doppia acidificazione **DAE** (Double Acid Etching), modifica la micro rugosità degli impianti (**Ra, Rq**) texturizzando la superficie e massimizzando la bagnabilità ed il biomimetismo.

Il trattamento di superficie ed il processo di decontaminazione, brevettati da **Nobil Bio Ricerche**, sono in grado di migliorare le proprietà bio-chimiche degli impianti dentali **Resista**.



**SISTEMA QUALITÀ** - L'azienda è certificata in accordo alle norme **UNI EN ISO 9001** e **UNI EN ISO 13485** e ha ottenuto la marcatura **CE** sui propri dispositivi medici in accordo alla Direttiva Europea 93/42/CEE e ss.mm.ii. nel rispetto delle armonizzate di riferimento.

L'impegno è costante nel mantenimento della conformità.



**SURFACE TREATMENTS** - The non-contaminant micro-subtraction process, **DAE** (Double Acid Etching), changes the implant micro roughness (**Ra, Rq**) and the surface texture maximizing the wettability and biomimetic properties. The new surface treatment and decontamination process are patented by **Nobil Bio Ricerche** improving the bio-chemical properties of the implants.

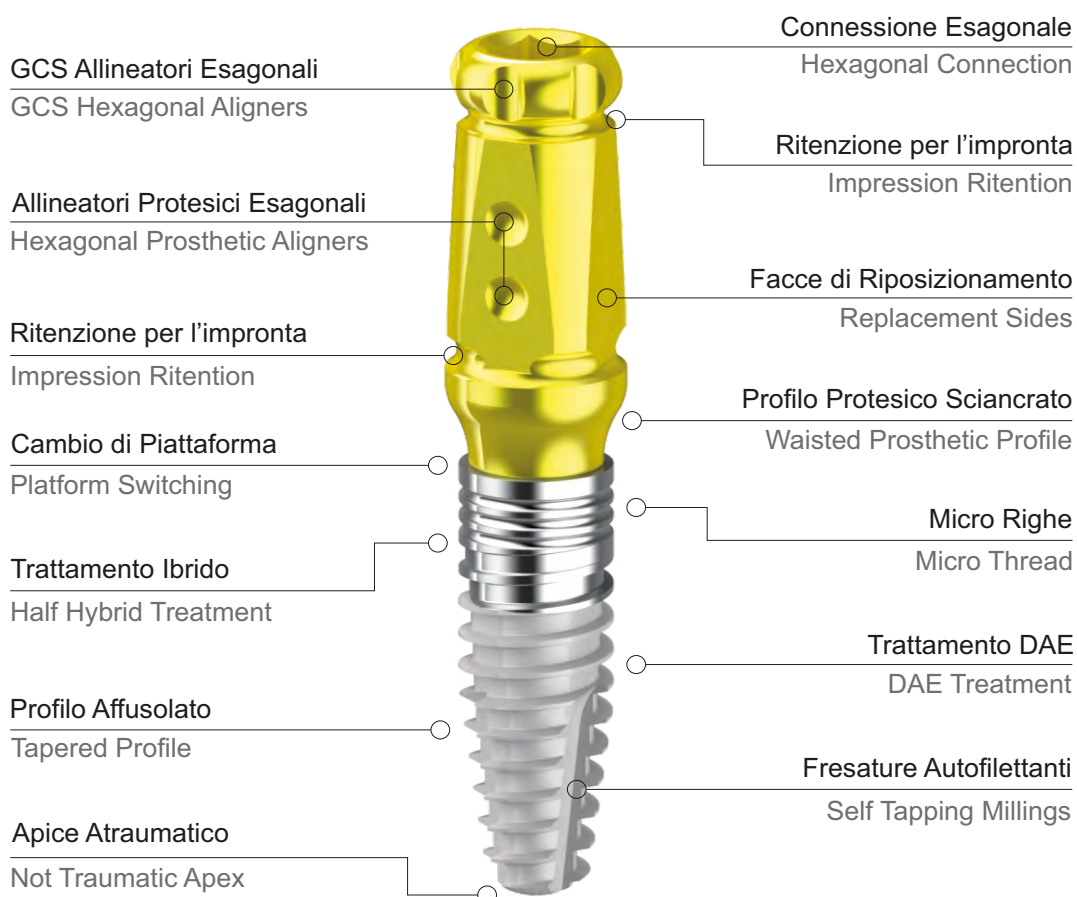
**QUALITY SYSTEM (QS)** - **UNI EN ISO 9001** and **UNI EN ISO 13485** in compliance of Medical Devices Directives. We are qualified in the design and in the production management of dental implants, dental prosthesis, intraligamental anesthesia syringes and abrasive discs.



# mounter - transfer - abutment - GCS

**MOUNTER PREASSEMBLATO IN TITANIO GR 5** - Uno dei punti di forza della nostra linea **Resista** è il Dispositivo di Montaggio Multifunzione che viene utilizzato nelle **4** differenti applicazioni:

**1** Prelievo ed avvitamento dell'impianto - **2** Transfer per impronta Closed Tray - **3** Abutment definitivo fino a 13° di correzione angolare - **4** Mounter per Chirurgia Computer Guidata



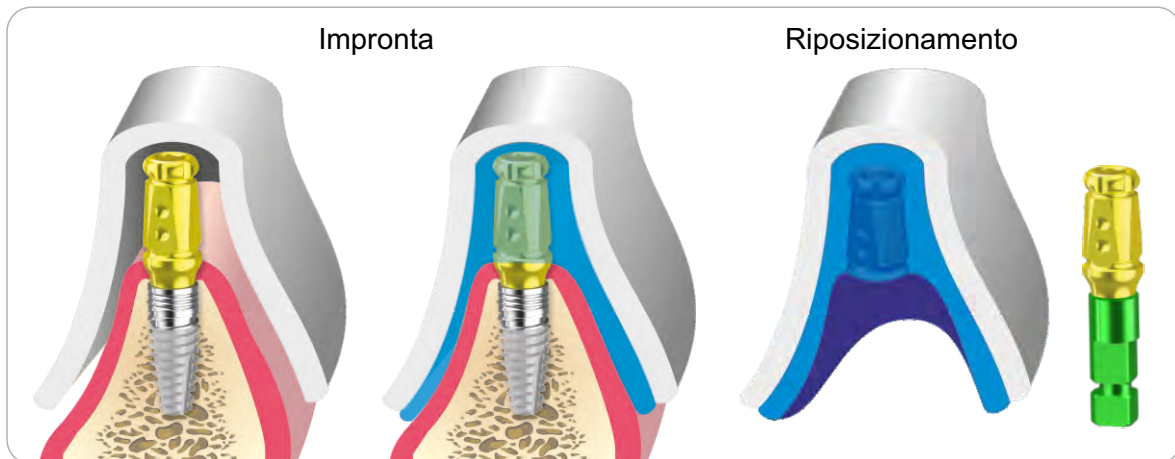
**TITANIUM GR 5 PRE-ASSEMBLED MOUNTER** - One of the strong points of our **Resista** line is the Multifunction Moulder Device that is used in the **4** following different applications:

**1** Implant pick up and screwing - **2** Closed Tray Impression Transfer - **3** Definitive Abutment up to 13° angular correction - **4** Moulder for Computer Guided Surgery

# mounter - transfer - abutment - GCS


**MOUNTER TRANSFER** - Transfer per la tecnica di impronta a **Strappo con Cucchiaino Chiuso**.

È una tecnica semplice, veloce ed efficace, adatta a tutte le tipologie di progetto protesico. Il Mounter Transfer è riposizionabile nell'impronta in un'unica posizione, definita dalle differenti facce e ritenzioni distribuite sulla superficie.



**MOUNTER ABUTMENT** - Moncone Protesico Definitivo completo di vite passante definitiva.

Il Mounter Moncone in Titanio Gr 5 è fresabile in altezza ed angolazione fino ad un massimo di 13°, utilizzando frese da laboratorio per Titanio.



**TRANSFER MOUNTER** - Transfer for **Closed Tray Technique** (Elastic tear impression technique).

It is a simple, fast and effective technique, suitable for all types of prosthetic projects. The Transfer Mounter can be repositioned in the impression only in one position, defined by the different sides and retentions arranged on the surface.


**ABUTMENT MOUNTER** - Definitive Prosthetic Abutment complete with definitive through screw.

The Titanium Gr 5 Abutment Mounter can be milled in height and angle up to 13°, using laboratory drills for Titanium.

# mounter - transfer - abutment - GCS

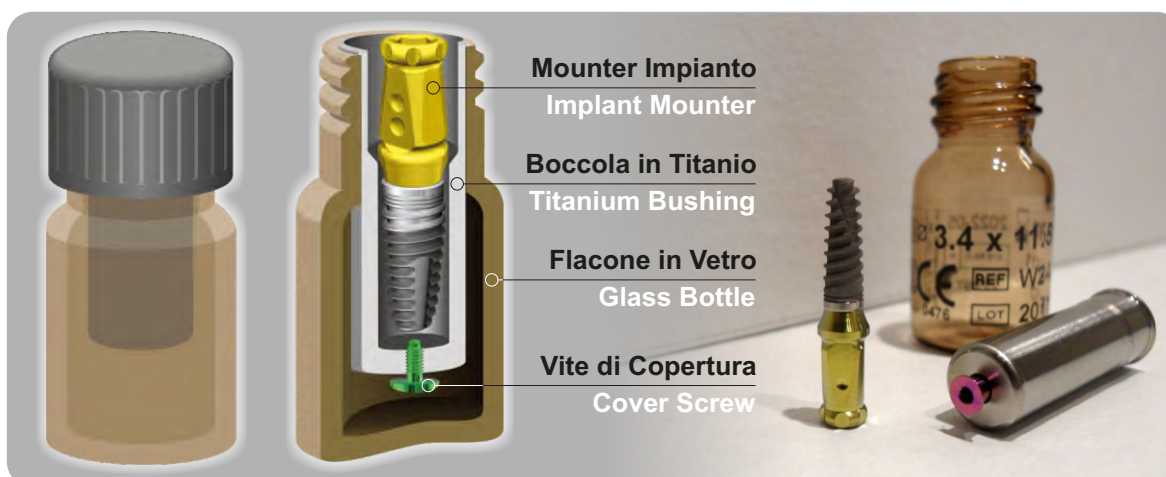
**MOUNTER GCS** - Mounter adatto per l'inserimento degli impianti in **Chirurgia Computer Guidata**.

Il diametro cilindrico del Mounter scorre in asse dentro le Boccole per Chirurgia Computer Guidata, mentre i 6 riferimenti di allineamento esagonale (tacche) stabiliscono la posizione finale.



**FUNZIONE DEL MOUNTER ALL'INTERNO DELLA CONFEZIONE** - Mantiene sollevato l'impianto dentro la confezione.

Il Mounter e l'impianto sono contenuti nella **Boccola in Titanio** che garantisce la qualità della superficie durante la rimozione in fase chirurgica, evitandone la contaminazione da strisciamento.



**GCS MOUNTER** - Mount suitable for implants placement by **Computer Guided Surgery**.

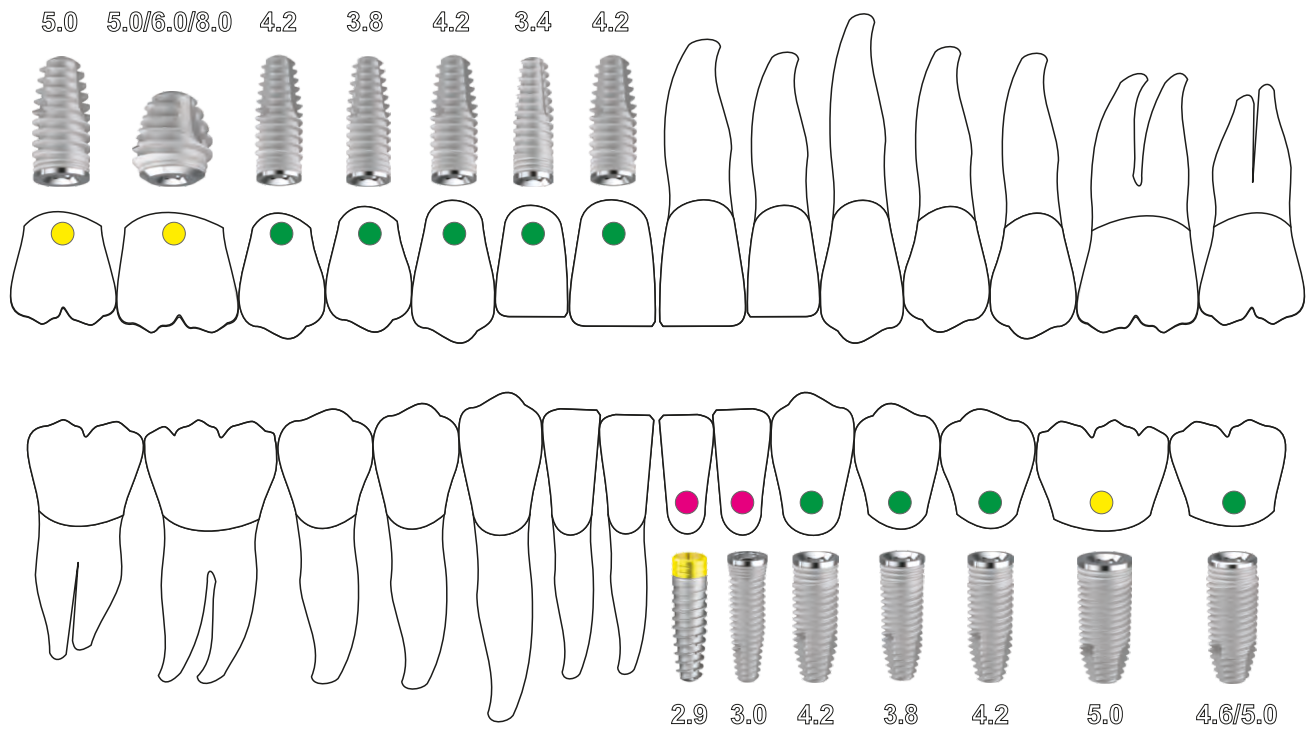
The cylindrical diameter of the Moulder glides on the axis inside the Bushings for Computer Guided Surgery, whereas the 6 hexagonal alignment reference points (notches) define the final position.

**MOUNTER FUNCTION INSIDE THE PACKAGING** - Hangs the implant inside the packaging.

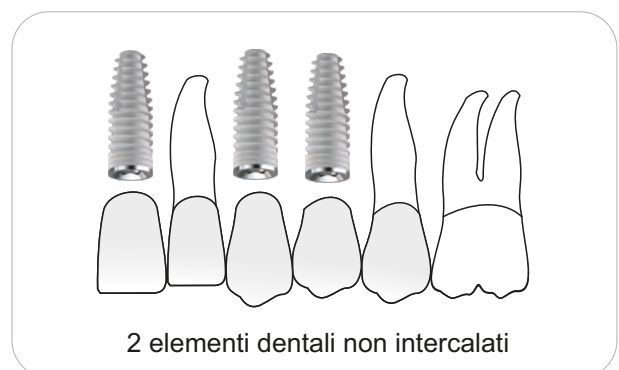
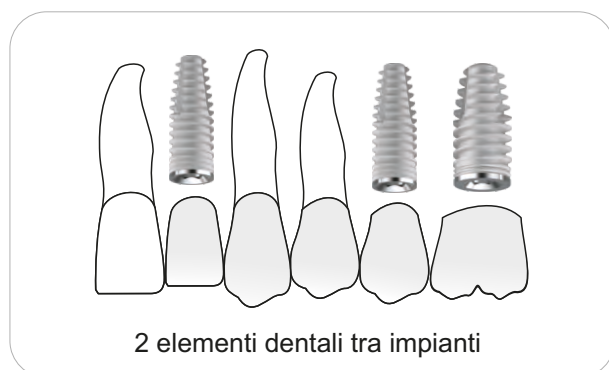
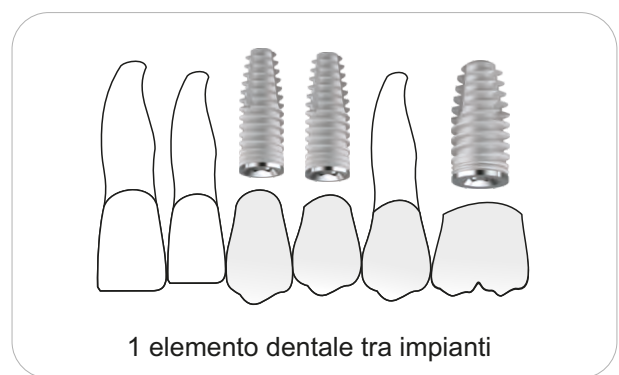
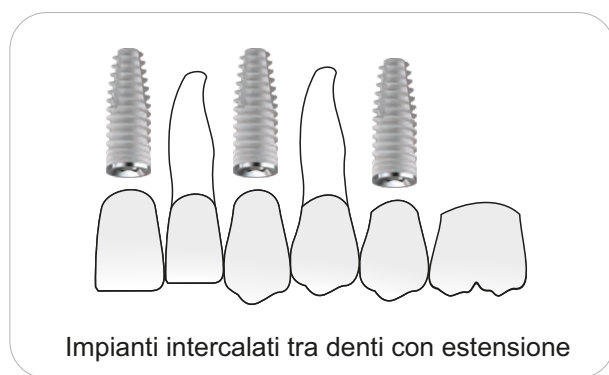
The **Titanium Bushing** contains the Moulder and the implant and guarantees the quality of the surface during the removal surgical step, avoiding the contamination due to the scratching.

# tooth - implant ratio

## Resistenza Meccanica Implantare ed Indicazioni d'uso Implants Mechanical Resistance and Indications for Use



## Esempi di Protesi Mista Denti/Impianti Bilanciata Examples of Balanced Teeth/Implants Prosthetics Mixed

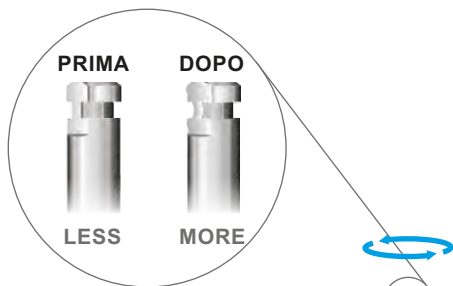


# instruments & torque

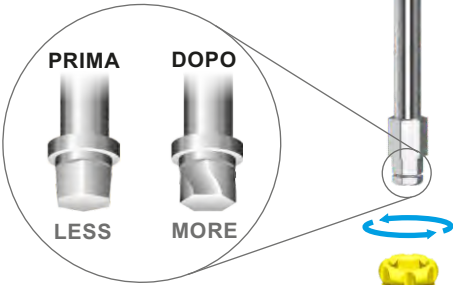
## Limiti sullo Scambio delle Forze tra Impianti e Strumenti Implants and Instruments Limits on Forces Exchanges

### INTERNAL HEXAGON

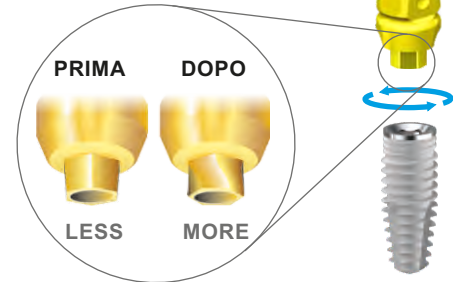
Max 50 Ncm



Max 150 Ncm

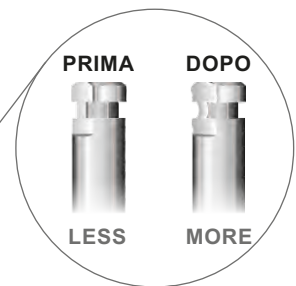


Max 120 Ncm

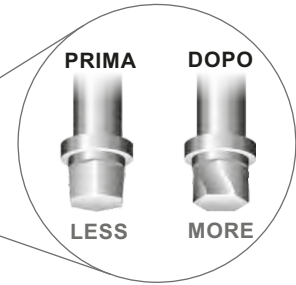


### EXTERNAL HEXAGON

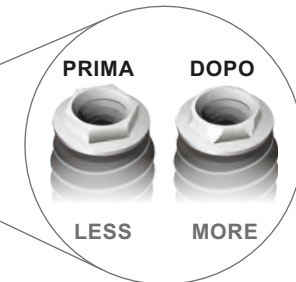
Max 50 Ncm



Max 150 Ncm

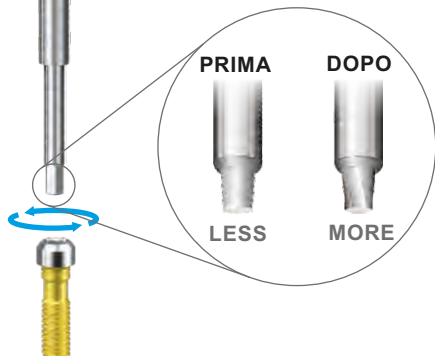


Max 70 Ncm



### SCREW DRIVER HEXAGON

Max 40 Ncm



EPMV - Mini Vite Toronto **15 Ncm**



IPVIT - Viti Protesiche **32 Ncm**



IPVITG - Viti Protesiche **32 Ncm**



EPVITG - Viti Protesiche **32 Ncm**



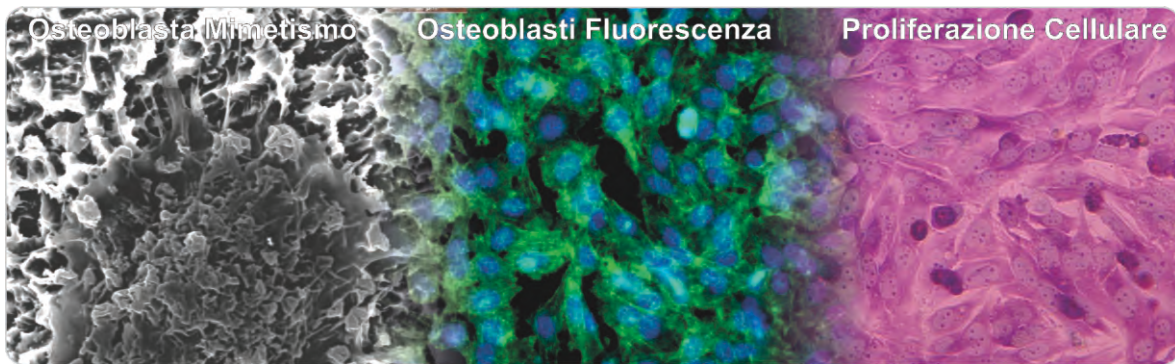
EPVITB - Vite Protesica **32 Ncm**



# micro geometry


## Il trattamento di superficie Micro-Nano Ruvido DAE accelera i processi di guarigione ossea

1. Rimuove i residui organici di lavorazione in combinazione con la Decontaminazione al Plasma d'Argon
2. Arrotonda gli angoli vivi eliminando i micro-difetti
3. Incrementa la superficie e la bagnabilità (idrofilia superficiale), migliorando l'adesione dei primi ponti di fibrina
4. Aumenta l'adesione proteica
5. Massimizza l'adesione cellulare con rugosità Micro-Nano Metriche ideali per l'ancoraggio dei filamenti di actina (filopodi)
6. Cambia la chimica superficiale del Titanio che migliorando in biocompatibilità incrementa la proliferazione e la vitalità cellulare



## La topografia e la chimica di superficie interagiscono con i processi di differenziazione cellulare

La superficie implantare usa la microtopografia come linguaggio di comunicazione con le cellule del tessuto ospite. La pulizia in reattore al plasma freddo di Argon con confezionamento in ambiente controllato nell'assoluto rispetto delle procedure, gioca un ruolo fondamentale nel controllo delle endotossine adese (principale agente di risposta immunologica alle superfici implantari).



## The Micro-Nano Rough DAE surface treatment speed up bone healing processes

1. Removes the manufacturing organic residuals along with Argon Plasma Cleaning
2. Smooths the edge and eliminates the micro-defects
3. Increases surface and wettability (hydrophilicity surface), improving the first fibrin bridges adhesion
4. Increases protein adhesion
5. Maximizes cellular adhesion through the Micro-Nano roughness suitable for actin filaments (phyllopods) anchoring
6. Changes the Titanium surface chemical characteristics improving the biocompatibility and increasing the cellular proliferation and vitality

## Surface topography and chemistry interact with the cellular differentiation processes


The implant surface uses the microtopography as a communication language with the host tissue cells. The Plasma Argon Cold Cleaning with a controlled-environment packaging at a strict protocol procedures, play a key-role in the control of adhered endotoxins (main immunological response player to implant surfaces).

# micro geometry - 4 treatments

## DISTRIBUZIONE DEL TRATTAMENTO DI SUPERFICIE SULLA FORMA IMPLANTARE

Tutti gli impianti **Resista** presentano un trattamento di superficie localmente differenziato. La logica di distribuzione superficiale del trattamento è dettata dalla posizione endo-ossea dell'impianto che richiede caratteristiche differenti in funzione della presenza, più o meno ravvicinata della componente mucogengivale.

1. **Superficie Machined:** Spazzolata, rettificata e mascherata nel processo di irruvidimento
2. **Superficie Nanoruvida:** Trattamento veloce, nanoruvido con Ra medio inferiore al micron
3. **Superficie Microruvida 3/5 $\mu$ :** Trattamento DAE, microruvido con Ra medio tra 3/5 micron
4. **Superficie Microruvida 4/7 $\mu$ :** Trattamento DAE lento, microruvido con Ra medio tra 4/7 micron



### VEGF/VEGF-R/RUNX2 Upregulation in Human Periodontal Ligament Stem Cells Seeded on Dual Acid Etched Titanium Disk

Francesca Diomede, Guya Diletta Marconi, Marcos F. X. B. Cavalcanti, Jacopo Pizzicannella, Sante Donato Pierdomenico, Luigia Fonticoli, Adriano Piattelli and Oriana Trubiani

Materials 2020, 13, 706; doi:10.3390/ma13030706



## SURFACE TREATMENT DISTRIBUTION ON IMPLANT'S BODY

All the **Resista's** implants have a surface treatment that is locally differentiated. The logic of surface treatment distribution is dictated by the endo-osseous implant position which requires different characteristics dependin on the muco-gingival component presence around.

1. **Machined Surface:** Brushed, rectify and protected during the roughening process
2. **Nano-rough Surface:** Speedy treatment, nano-rough with average Ra less than one micron
3. **Micro-rough Surface:** 3/5 $\mu$ : DAE Treatment, micro-rough with average Ra between 3/5 $\mu$
4. **Micro-rough Surface:** 4/7 $\mu$ : DAE Slow Treatment, micro-rough with average Ra between 4/7 $\mu$

## PUNTI DI FORZA DELLA LINEA IMPLANTARE RESISTA

- 1. Macro Geometrie:** Vastissima gamma di forme implantari per le differenti necessità in campo chirurgico (Cilindrici, Tapered, Attivi, Short, Mini ed Extra-Larghi)
- 2. Micro Geometrie:** Trattamenti di superficie differenziati (Full, Half e Machined) di ultima generazione (DAE Micro e Nano rugosi), decontaminati in Reattore al Plasma Freddo di Argon.



### The Bacterial Anti-Adhesive Activity of Double-Etched Titanium (DAE) as a Dental Implant Surface

Morena Petrini, Alessandra Giuliani, Emanuela Di Campi, Silvia Di Lodovico, Giovanna Iezzi, Adriano Piattelli and Simonetta D'Ercole<sup>1</sup>  
 International Journal of Molecular Sciences 2020, 21, 8315; doi:10.3390/ijms21218315

- 3. Mounter Multifunzione:** 4 componenti in un unico articolo (Mounter, Transfer, Abutment e Mounter per Chirurgia Computer Guidata) per massimizzare la resa ed ottimizzare i costi.
- 4. Componenti protesiche:** Vastissima gamma di varianti protesiche con tolleranze di lavorazione sulle connessioni di 7 micron, con profili emergenti curvilinei, connessioni piane e coniche, platform switching, viti in Titanio Dorate e rivestimenti in PVD TiN (più estetica e minore ritenzione di placca).
- 5. Strumentario Chirurgico:** Frese chirurgiche **3-Tech**, massima efficienza, minima invasività, basso coefficiente di attrito, tecnologia **PRO MSD** per applicazione osseo-densificante in senso antiorario, lunga durata, perfetta visibilità delle tacche laser e stop chirurgici millimetrati.



## THE RESISTA'S IMPLANT LINE STRONG POINTS

- 1. Macro Geometry:** A vast range of implant shapes for different surgical needs (Cylinder, Tapered, Active, Short, Mini and Extra-Large)
- 2. Micro Geometry:** Last Generation Differentiated Surface (Full, Half and Machined) treated (DAE Micro and Nano rough), decontaminated in Argon Cold Plasma Reactor.
- 3. Multifunctional Mounter:** 4 components in a single article (Mounter, Transfer, Abutment and Mounter for Computer Guided Surgery) to maximize result and minimize costs.
- 4. Prosthetic Parts:** A very wide range of prosthetic variants with 7/10 micron machining tolerances on the connection, with emerging curvilinear profiles, flat and conical connections, platform switching, golden titanium screws and PVD TiN coatings (more aesthetic and less retention of dental plaque).
- 5. Surgical Instruments:** Surgical Drills **3-Tech**, maximum efficiency, minimum trauma, smaller friction coefficient, **PRO MSD** technology for counterclockwise bone densifying application long, lasting resistance, perfect visibility of laser marking and surgical millimeters stop.



# technology

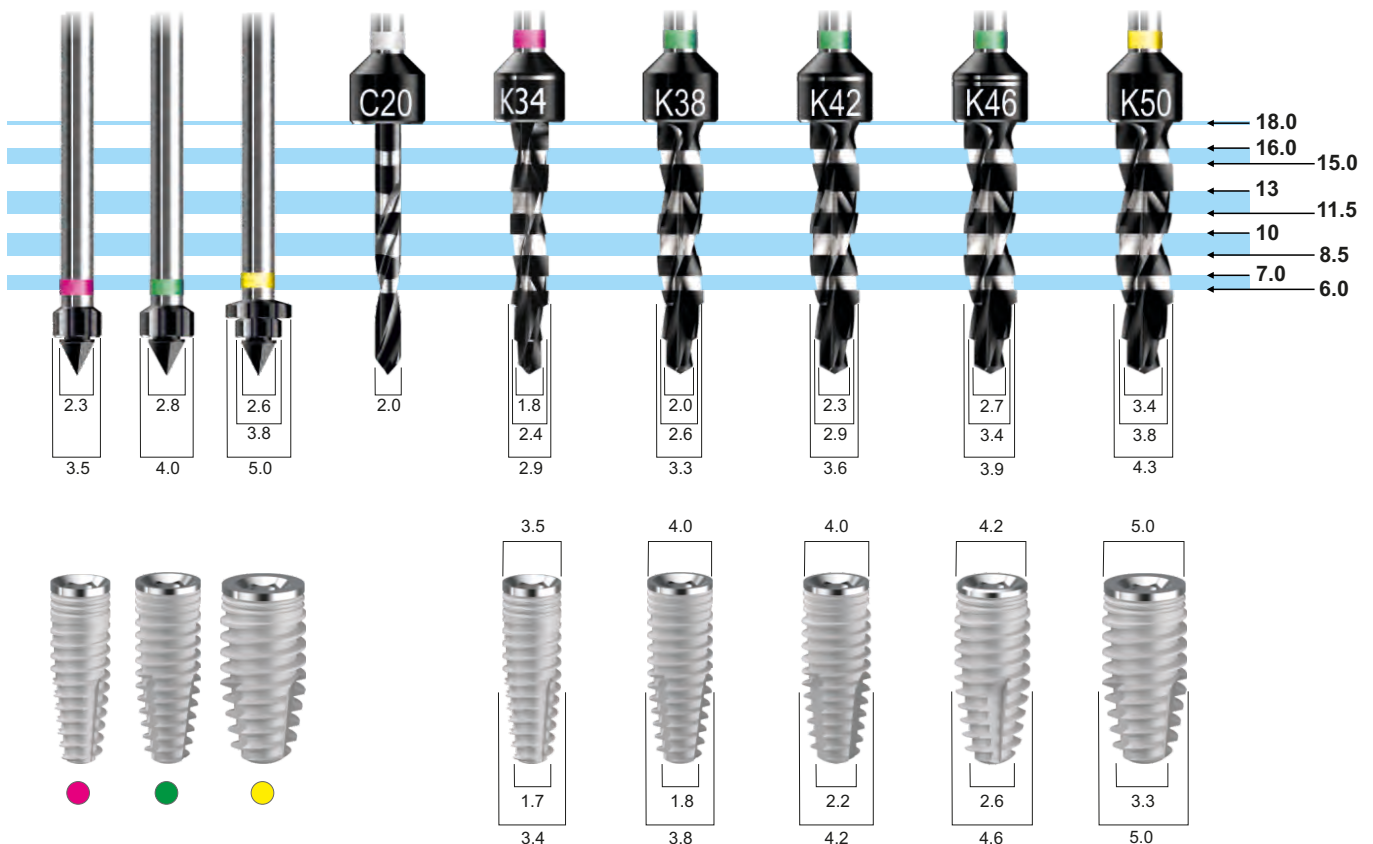
## COERENZA E LOGICA NEL RAPPORTO DIAMETRO FRESA/DIAMETRO NOCCILOLO-IMPIANTO

Le progettazioni della forma degli strumenti rotanti si basa sulla logica coerenza tra la dimensione degli impianti, nell'ingombro esterno, nel nocciolo interno e per la loro capacità di penetrazione.

Gli **impianti cilindrici** della linea **IC** presentano una porzione apicale affusolata per una lunghezza di 3mm. Gli **impianti conici** della linea **IK** presentano una porzione apicale affusolata per una lunghezza di 5mm.

Le frese si presentano rispettivamente con 2 / 3 sezioni apicali, adeguate per una preparazione del tunnel implantare rispetto alla geometria dell'impianto, mantenendo il miglior BIC di interfaccia osso / impianto.

Ogni gradino è fornito di un tagliente affilato per agevolare la penetrazione, minimizzando l'attrito ed il surriscaldamento



 **Various bio-mechanical factors affecting heat generation during osteotomy preparation: A systematic review**

Chirag J Chauhan<sup>1</sup>, Darshana N Shah<sup>1</sup>, Foram B Sutaria<sup>1</sup>

Indian J Dent Res. Jan-Feb 2018;29(1):81-92. doi: 10.4103/ijdr.IJDR\_729\_16.



## LOGIC RELATION BETWEEN DRILL AND IMPLANT CORE

The rotary instruments design and shape is based on the logical coherence between the implants size, in the external dimensions, internal core and their penetration properties.

The **IC** line **Cylindrical Implants** have a tapered apical portion 3mm long.

The **IK** line **Conical Implants** have a tapered apical portion 5mm long.

The drills have respectively 2/3 apical sections, suitable for the implant tunnel preparation, with respect to the implant geometry, maintaining the best bone implant contact (BIC).

Each step drill is equipped with a sharp cutting edge to facilitate penetration, minimizing friction and overheating.

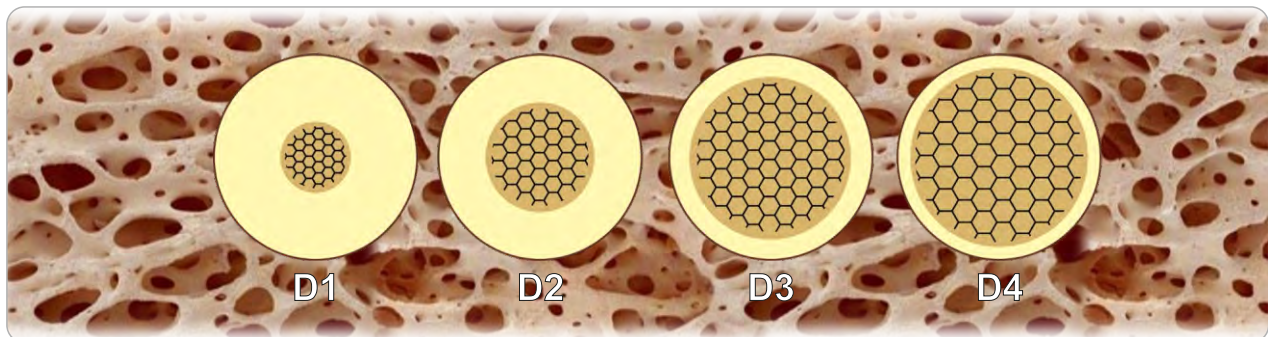
# PRO MSD drilling technology

## IL CONDIZIONAMENTO DEI PROTOCOLLI CHIRURGICI

Le geometrie implantari differenziate nella macro/micro forma, prevedono applicazioni diverse sia in funzione delle necessità chirurgico/protesiche (carico immediato, carico precoce o carico posticipato) sia in base alle condizioni della componente ossea/anatomica del paziente da riabilitare.

Tuttavia, si richiedono spesso indispensabili manovre chirurgiche e protocolli alternativi per migliorare le prestazioni implantari in funzione delle caratteristiche morfologiche delle strutture ossee residue.

La riuscita di tali manovre, come risultato di applicazioni combinate di strumenti e protocolli personalizzati, rappresenta la differente risposta al problema in relazione alle personali capacità operatorie ed alla presenza più o meno marcata di strumenti e mezzi adeguati all'applicazione delle stesse.



### ✓ Bone classification: clinical-histomorphometric comparison

Trisi P, Rao W. - Clin Oral Implants Res. 1999 Feb;10(1):1-7. doi: 10.1034/j.1600-0501.1999.100101.x.

## OSSEODENSIFICAZIONE MECCANICA IN ROTAZIONE ANTIORARIA

L'osseodensificazione tramite strumenti rotanti è una recente tecnica chirurgica per la preparazione del sito implantare che può essere associata a differenti protocolli, applicabili in quelle particolari condizioni anatomiche dove la qualità ossea risulta scarsa e con dimensioni verticali / orizzontali insufficienti.

Questo approccio di osseo-condensazione osteotomica non sottrattiva, genera un aumento della densità ossea peri-osteotomica, con il risparmio del tessuto stesso e l'incremento della stabilità primaria implantare.



## THE CONDITIONING OF SURGICAL PROTOCOLS

The differentiated implant geometries in the macro/micro shape provide for different applications, both according to the surgical/prosthetic requirements (immediate loading, early loading or postponed loading) and according to the conditions of the bone/anatomical component of the patient who needs rehabilitation. However, surgical maneuvers and alternative protocols are often required to improve implant performance, according to the morphological characteristics of the residual bone structures.

The success of these maneuvers, that is often the result of a customized tools and protocols combination, represents the different response to the problem in relation to the personal operating skills and the presence of tools suitable for their application.

## MECHANICAL OSSEODENSIFICATION IN ANTI-CLOCKWISE ROTATION

The osseodensification using rotary instruments is a recent surgical technique for the implant site preparation that can be associated with different protocols; these protocols can be used in those particular anatomical conditions such as poor bone quality and insufficient vertical / horizontal dimensions.

This non-subtractive osteotomic bone-condensation approach produces an increase in peri-osteotomic bone density, saving the tissue and increasing the primary implant stability.


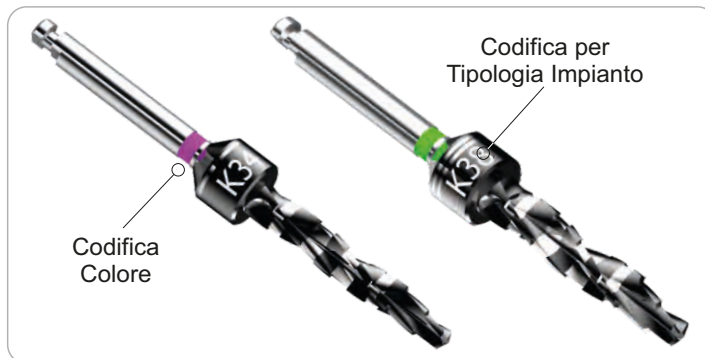
# PRO MSD drilling technology

## FRESE CHIRURGICHE RESISTA PRO MSD - Modular Surgical Drilling

Le Frese Chirurgiche Modulari a geometria variabile sono frese elicoidali a 3 sezioni con spoglia raggiata progressiva, utilizzabili in senso **orario** ed **antiorario**.

Il diametro di ogni fresa varia, con un rapporto costante, di 0,4mm (30/34/38/42/46/50), permettendo così all'operatore la scelta di utilizzo in funzione della qualità ossea (sovra-preparazione o sotto-preparazione).

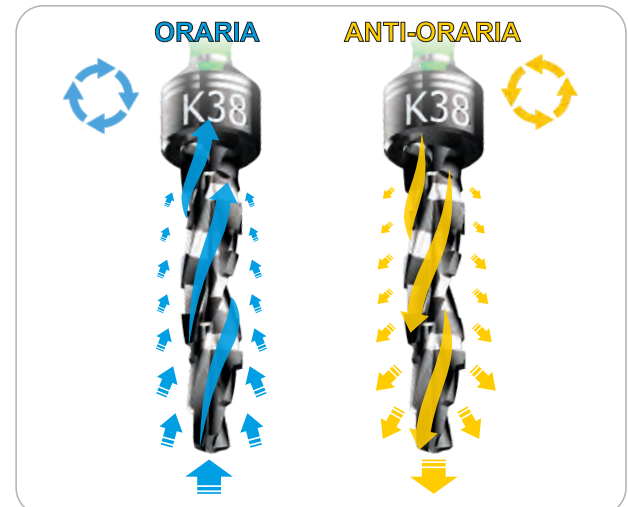
Tutte le frese sono rivestite con un coating di lubrificante solido in diamante sintetico DLC (Diamond Like Carbon) che massimizza le prestazioni in termini di resistenza meccanica e riduzione dell'attrito.



## ROTAZIONE ANTIORARIA

La rotazione antioraria, invertendo le forze in gioco, genera 3 effetti differenti sulla pratica chirurgica di preparazione del tunnel implantare, che possono rivoluzionare la logica di fresatura conosciuta.

- 1) Spinta anteriore e laterale dell'osso asportato dalla punta più tutti i liquidi in gioco, sangue e fisiologica.
- 2) Espulsione ad "effetto martello" della fresa, con un miglioramento del controllo verticale.
- 3) Riduzione dell'efficienza di taglio a salvaguardia delle parti anatomiche sensibili.



## RESISTA PRO MSD SURGICAL DRILLS - Modular Surgical Drilling

The Modular Surgical Drills with variable geometry are 3-section helicoidal drills with progressive radius rake, that can be used clockwise and anticlockwise.


The diameter of each drill changes according to a constant ratio of 0.4mm (30/34/38/42/46/50): this allows the operator to choose the drill according to the bone quality (over-preparation or under-preparation). All the drills are coated with a DLC (Diamond Like Carbon) synthetic diamond solid lubricant that maximizes performance in terms of mechanical strength and friction reduction.

The **anticlockwise rotation**, reversing the involved forces, generates 3 different effects on the implant tunnel perforation, which can revolutionize the known milling logic.


- 1) Anterior and lateral thrust of the bone removed by the tip, and of the liquids as well, blood and physiological water.
- 2) Ejection and "hammer effect" of the drill that produce an improvement in vertical control.
- 3) Reduction of cutting efficiency to protect sensitive anatomical parts.

# macro geometry

## IK tapered FULL TREATMENT



## IK tapered HT HALF TREATMENT



# macro geometry

## IK tapered ML FULL TREATMENT



●  
3.4



●  
3.8



●  
4.2



●  
4.6



●  
5.0

## IK tapered XL ML FULL TREATMENT



●  
6.0




●  
8.0



# INTERNAL HEXAGON UNIVERSAL CONNECTION

TAPERED  
SHAPE



IK

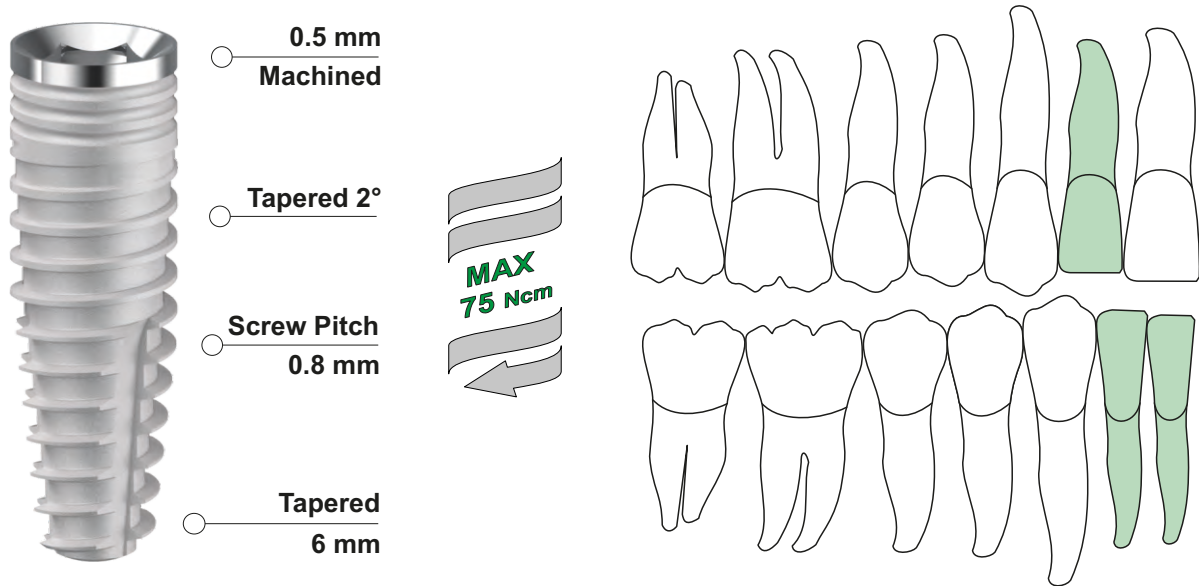


IMPIANTO  
CON MOUNTER  
WITH MOUNTER

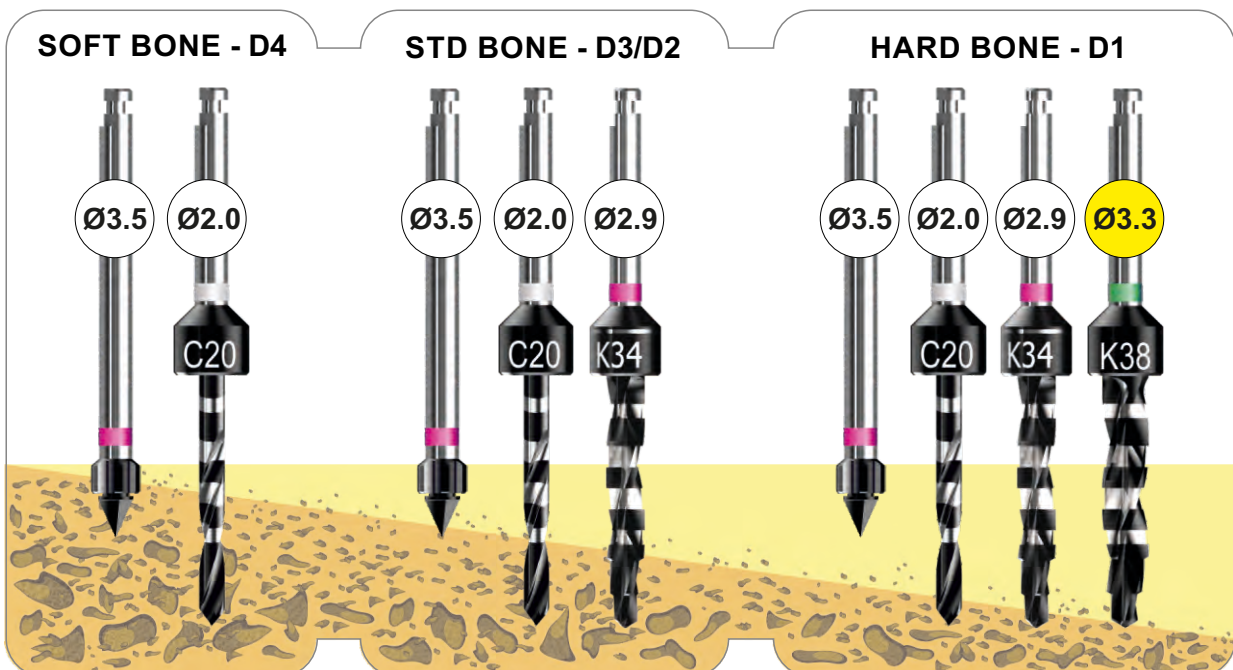
# IK 34

**K-TAPERED**  
internal hexagon - full treatment

## TAPERED SHAPE + MOUNTER



CODE	IMPLANT	LENGTH	PLATFORM	APEX
IK 3407	Ø 3.4	7.0 mm	Ø 3.5 CPS	Ø 1.8
IK 3408	Ø 3.4	8.5 mm	Ø 3.5 CPS	Ø 1.8
IK 3410	Ø 3.4	10 mm	Ø 3.5 CPS	Ø 1.8
IK 3411	Ø 3.4	11.5 mm	Ø 3.5 CPS	Ø 1.8
IK 3413	Ø 3.4	13 mm	Ø 3.5 CPS	Ø 1.8
IK 3415	Ø 3.4	15 mm	Ø 3.5 CPS	Ø 1.8



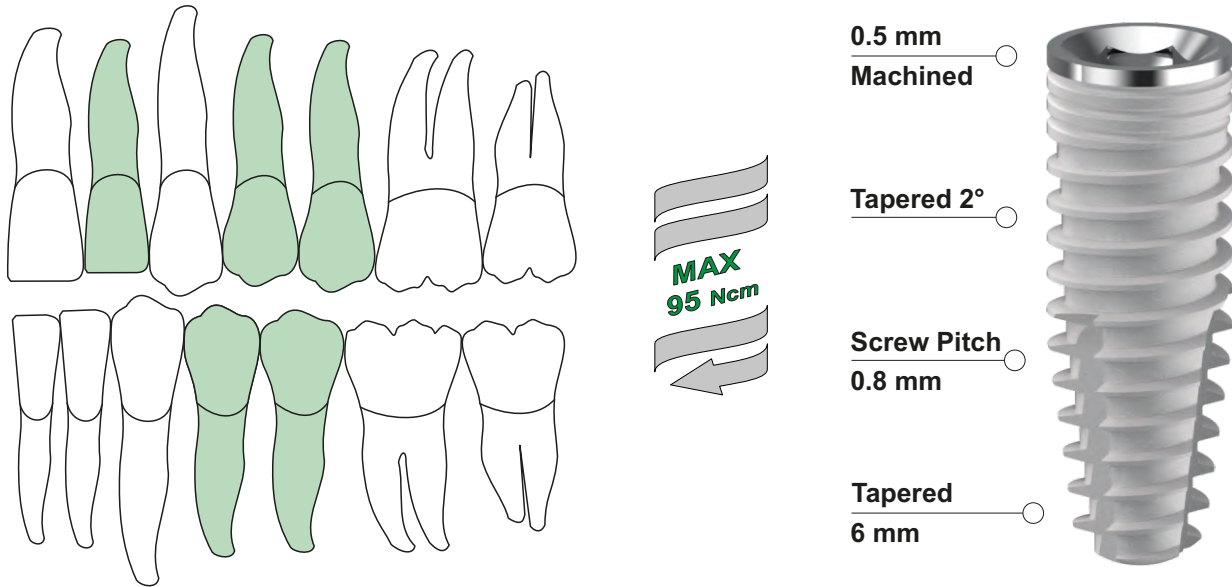


# K-TAPERED

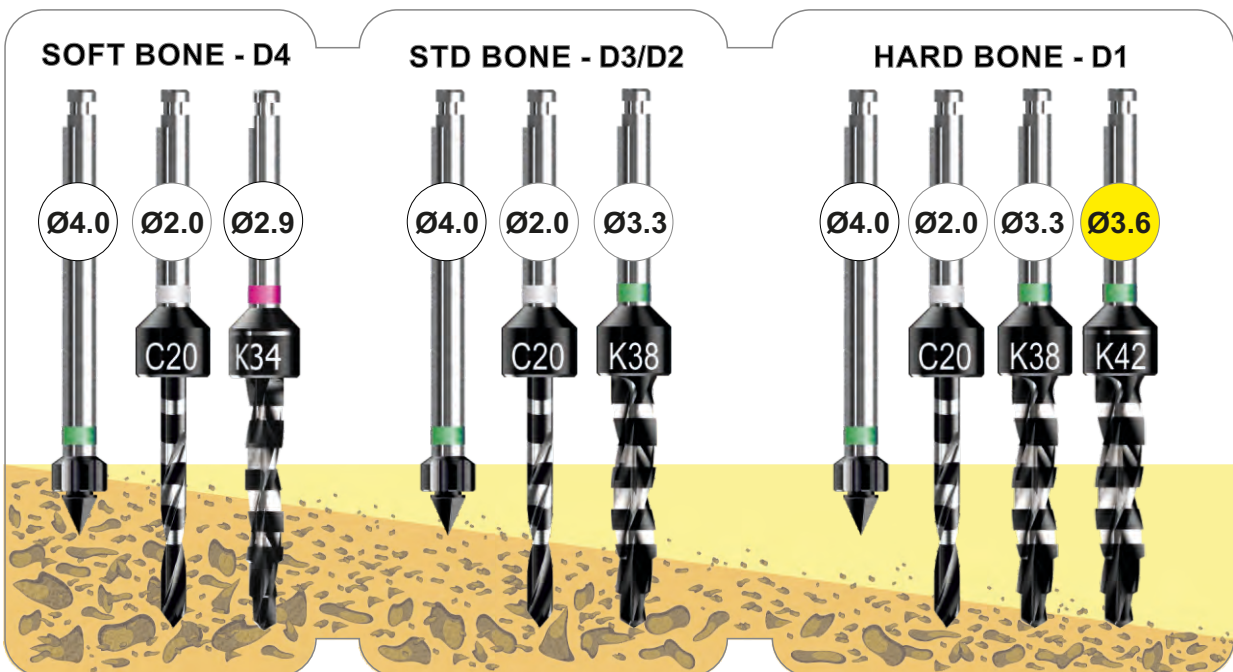
internal hexagon - full treatment

# IK 38

## TAPERED SHAPE + MOUNTER



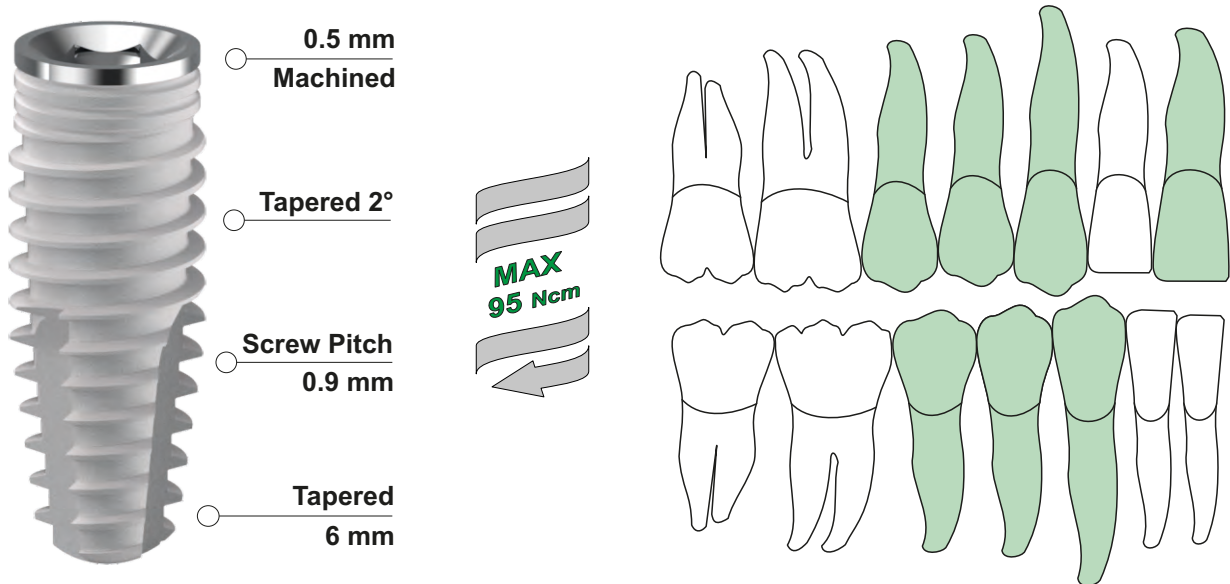
CODE	IMPLANT	LENGTH	PLATFORM	APEX
IK 3808	Ø 3.8	8.5 mm	Ø 4.0	Ø 1.9
IK 3810	Ø 3.8	10 mm	Ø 4.0	Ø 1.9
IK 3811	Ø 3.8	11.5 mm	Ø 4.0	Ø 1.9
IK 3813	Ø 3.8	13 mm	Ø 4.0	Ø 1.9
IK 3815	Ø 3.8	15 mm	Ø 4.0	Ø 1.9



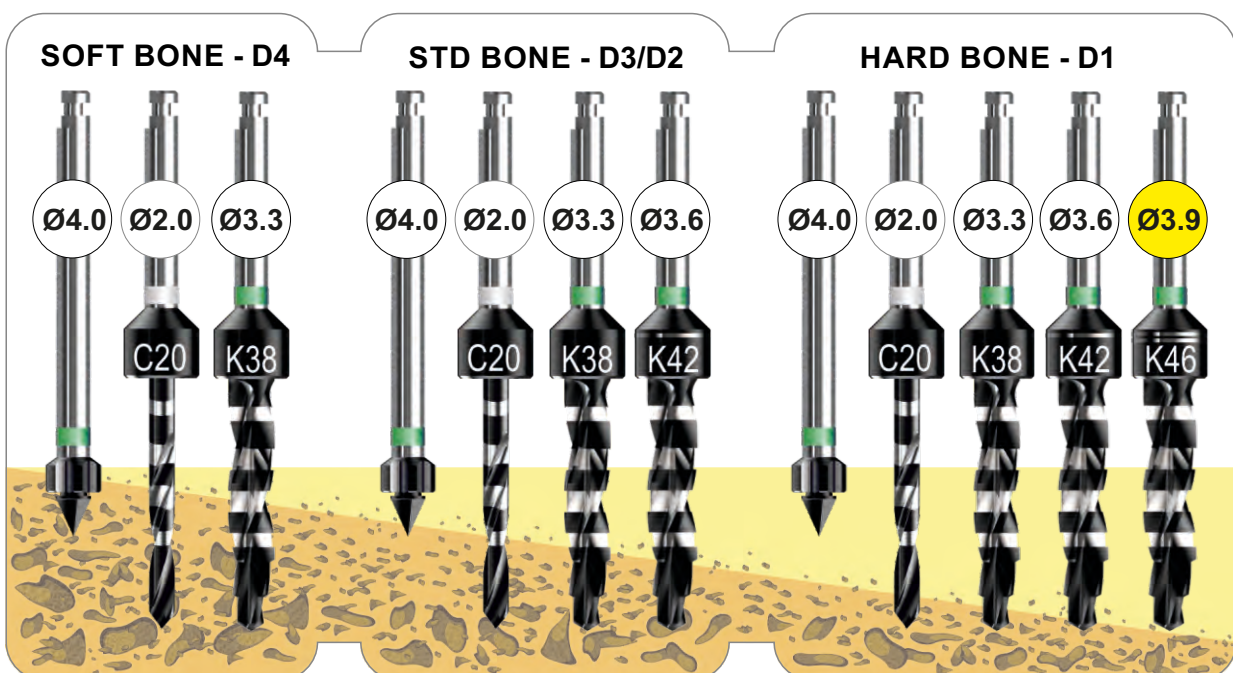
# IK 42

**K-TAPERED**  
internal hexagon - full treatment

## TAPERED SHAPE + MOUNTER



CODE	IMPLANT	LENGTH	PLATFORM	APEX
IK 4207	Ø 4.2	7.0 mm	Ø 4.0	Ø 2.3
IK 4208	Ø 4.2	8.5 mm	Ø 4.0	Ø 2.3
IK 4210	Ø 4.2	10 mm	Ø 4.0	Ø 2.3
IK 4211	Ø 4.2	11.5 mm	Ø 4.0	Ø 2.3
IK 4213	Ø 4.2	13 mm	Ø 4.0	Ø 2.3
IK 4215	Ø 4.2	15 mm	Ø 4.0	Ø 2.3

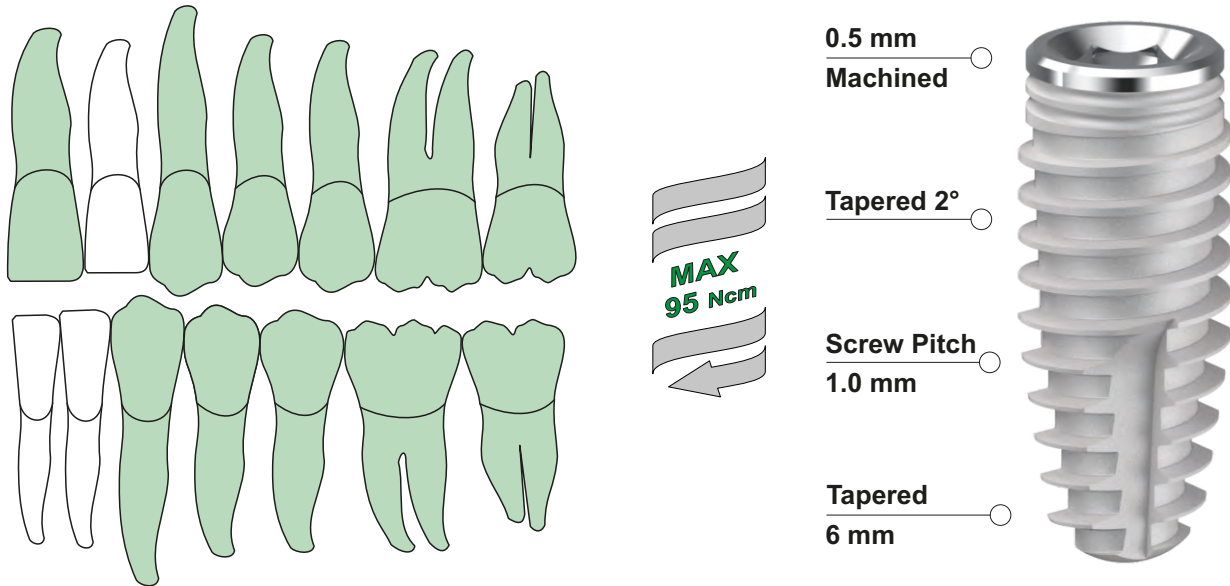


# K-TAPERED

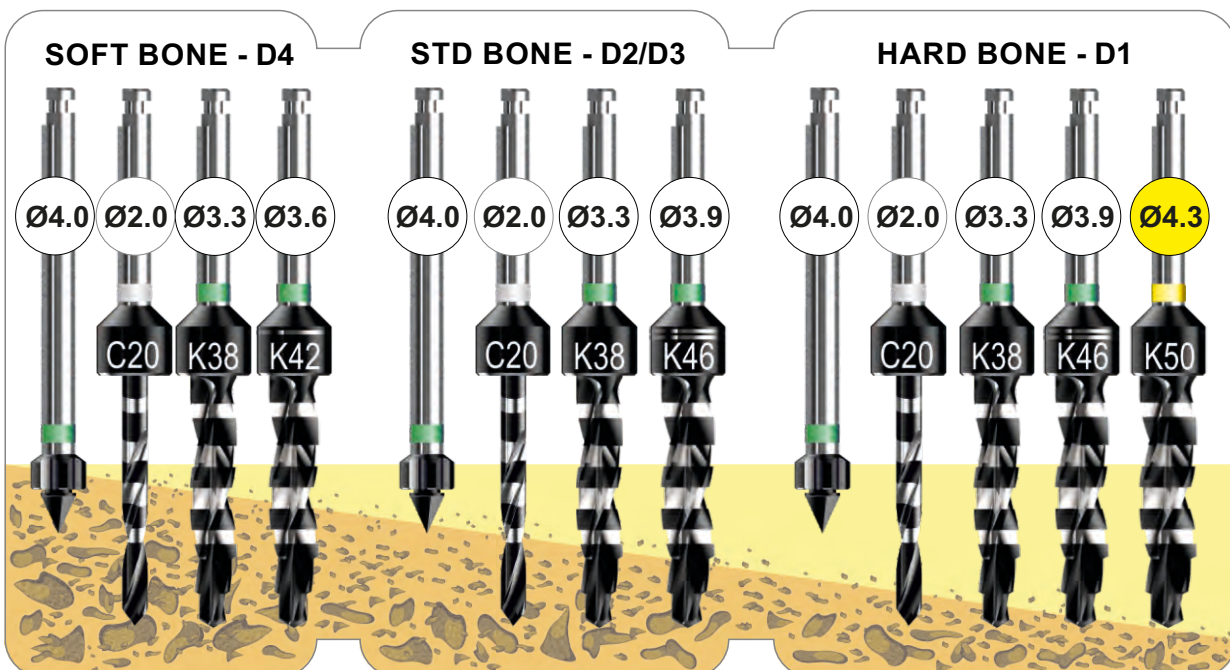
internal hexagon - full treatment

# IK 46

## TAPERED SHAPE + MOUNTER



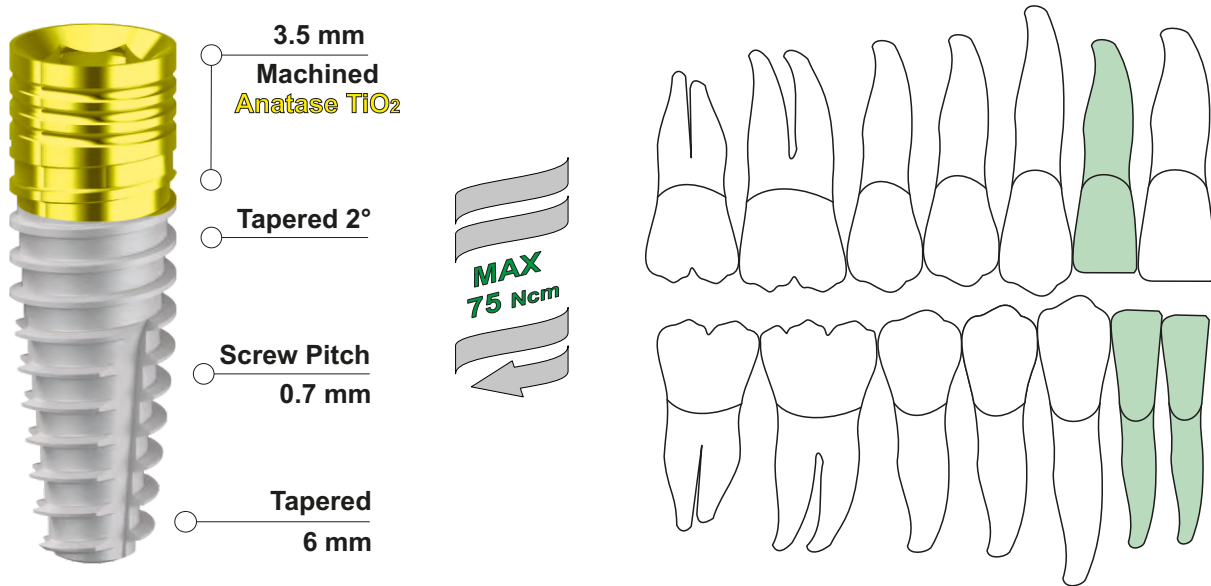
CODE	IMPLANT	LENGTH	PLATFORM	APEX
IK 4607	Ø 4.6	7.0 mm	Ø 4.0	Ø 2.5
IK 4608	Ø 4.6	8.5 mm	Ø 4.0	Ø 2.5
IK 4610	Ø 4.6	10 mm	Ø 4.0	Ø 2.5
IK 4611	Ø 4.6	11.5 mm	Ø 4.0	Ø 2.5
IK 4613	Ø 4.6	13 mm	Ø 4.0	Ø 2.5
IK 4615	Ø 4.6	15 mm	Ø 4.0	Ø 2.5



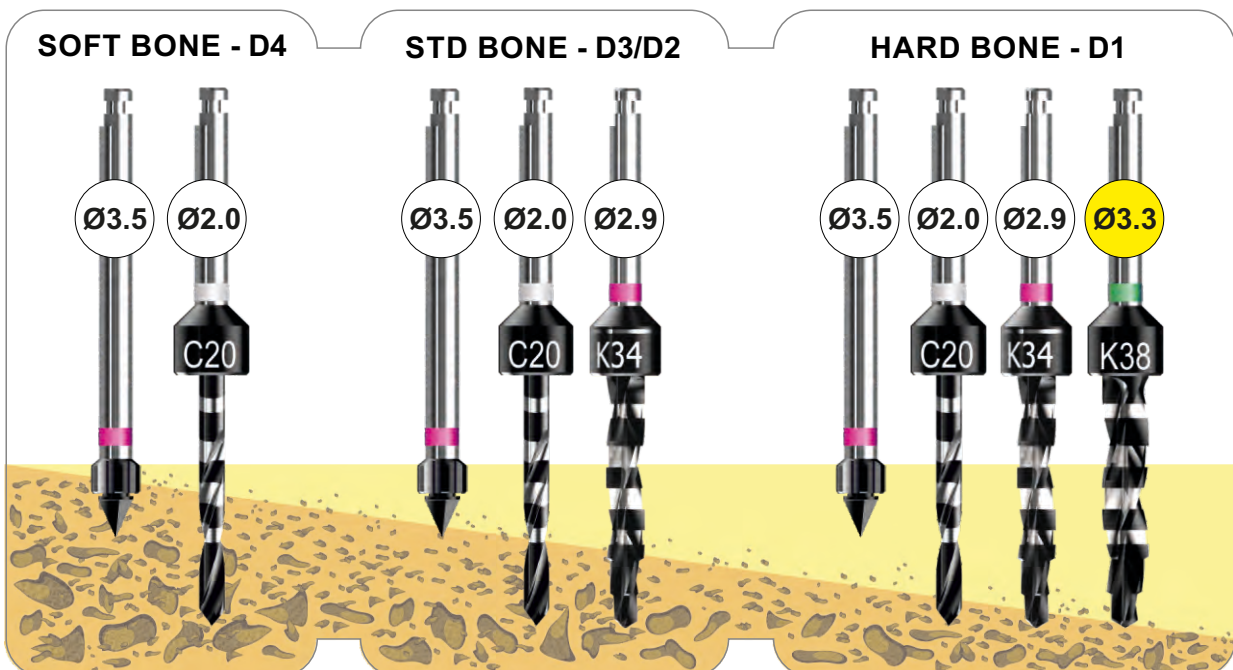
# IK 34 HT

**K-TAPERED HT**  
internal hexagon - half treatment

## TAPERED SHAPE + MOUNTER



CODE	IMPLANT	LENGTH	PLATFORM	APEX
IK 3408 HT	Ø 3.4	8.5 mm	Ø 3.5 CPS	Ø 1.8
IK 3410 HT	Ø 3.4	10 mm	Ø 3.5 CPS	Ø 1.8
IK 3411 HT	Ø 3.4	11.5 mm	Ø 3.5 CPS	Ø 1.8
IK 3413 HT	Ø 3.4	13 mm	Ø 3.5 CPS	Ø 1.8
IK 3415 HT	Ø 3.4	15 mm	Ø 3.5 CPS	Ø 1.8

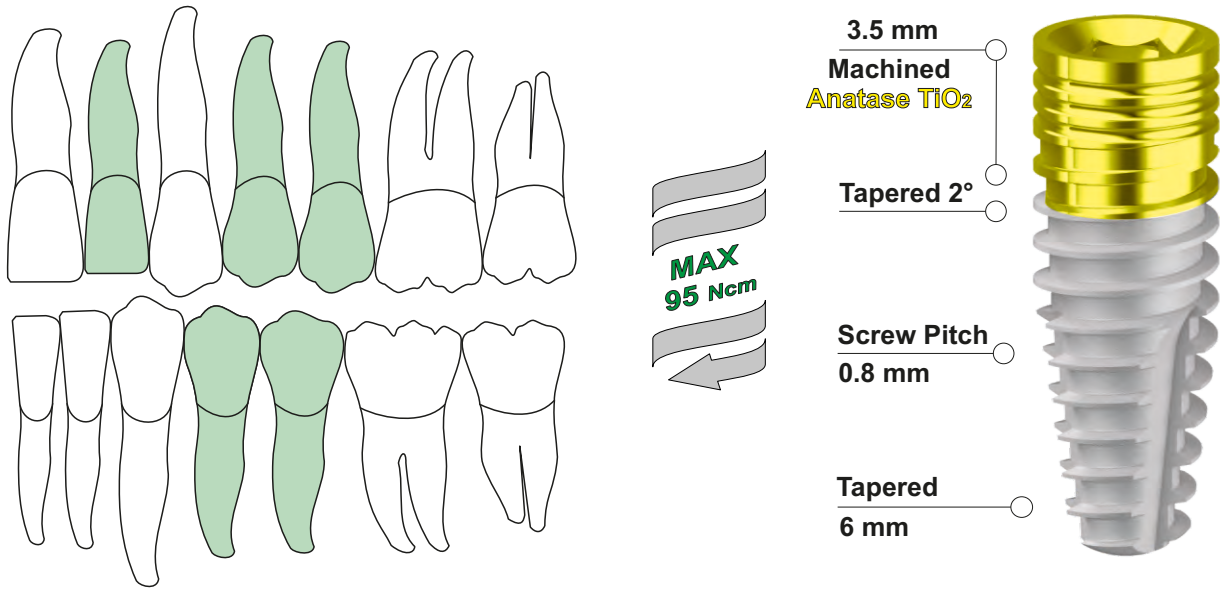


# K-TAPERED HT

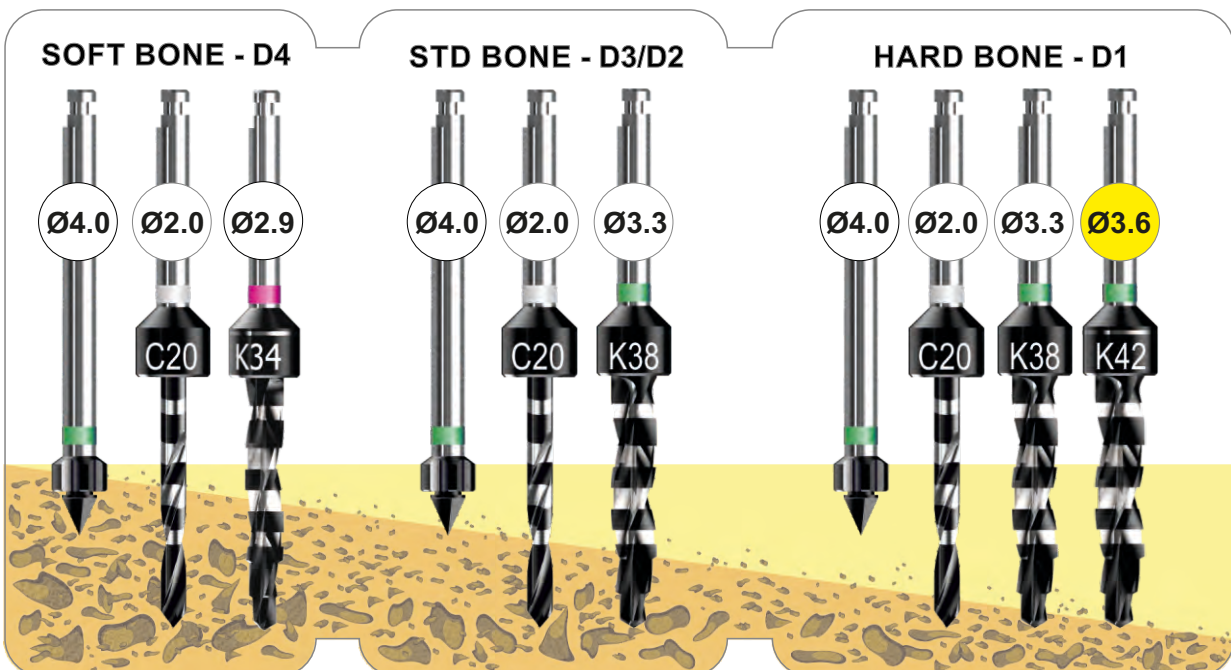
internal hexagon - half treatment

# IK 38 HT

## TAPERED SHAPE + MOUNTER



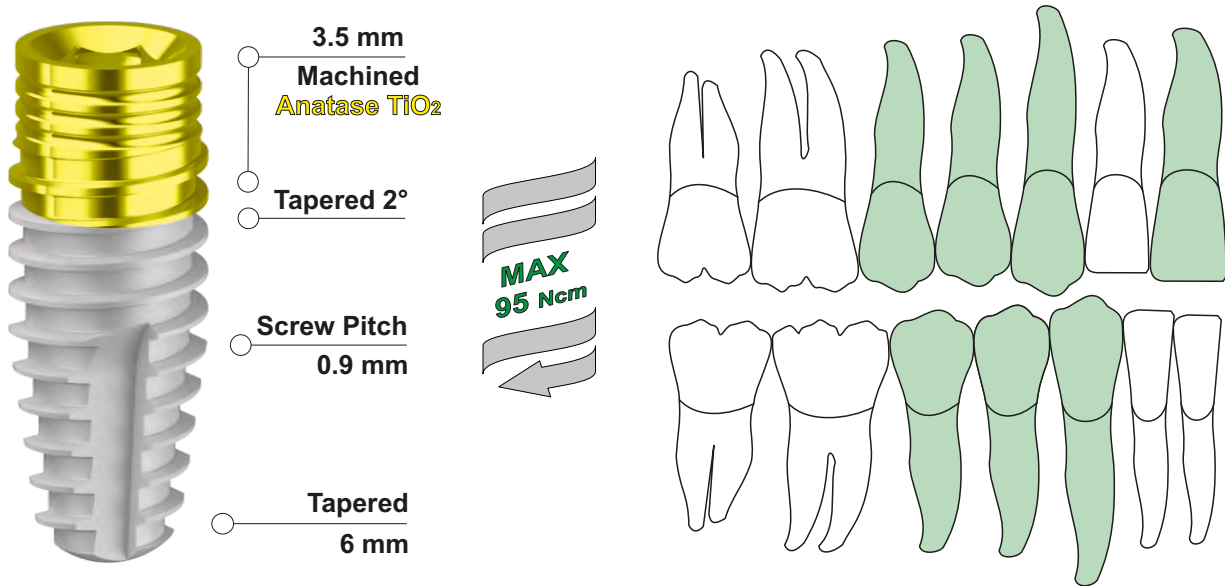
CODE	IMPLANT	LENGTH	PLATFORM	APEX
IK 3808 HT	Ø 3.8	8.5 mm	Ø 4.0	Ø 1.9
IK 3810 HT	Ø 3.8	10 mm	Ø 4.0	Ø 1.9
IK 3811 HT	Ø 3.8	11.5 mm	Ø 4.0	Ø 1.9
IK 3813 HT	Ø 3.8	13 mm	Ø 4.0	Ø 1.9
IK 3815 HT	Ø 3.8	15 mm	Ø 4.0	Ø 1.9



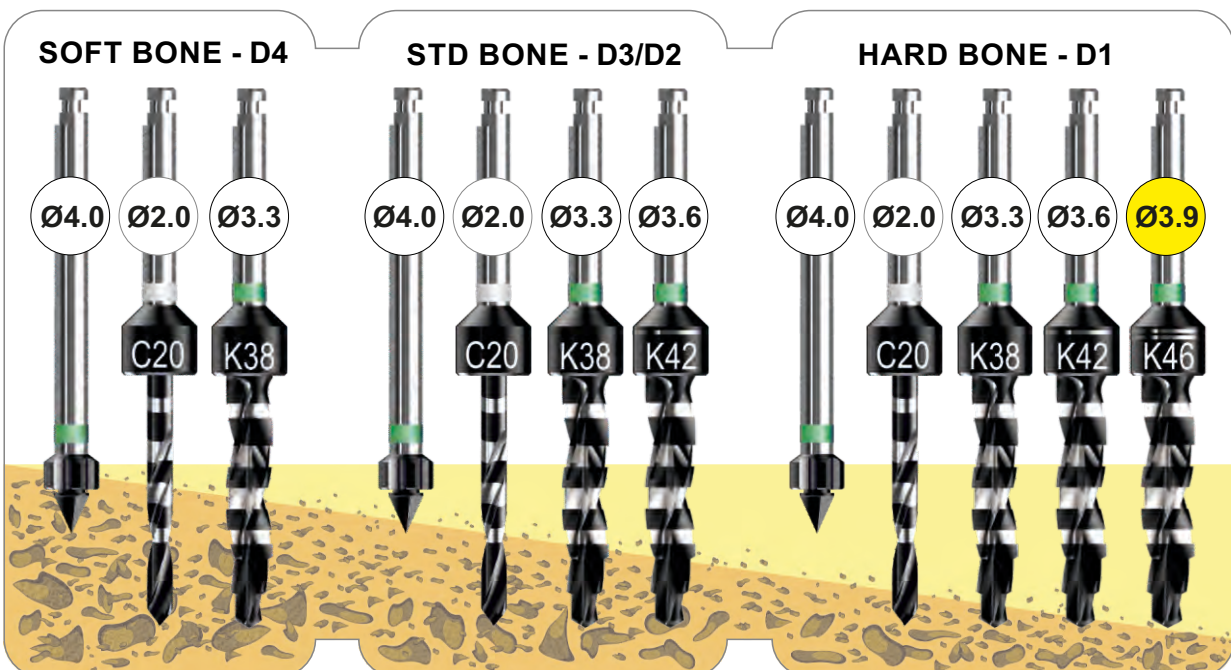
# IK 42 HT

**K-TAPERED HT**  
internal hexagon - half treatment

## TAPERED SHAPE + MOUNTER



CODE	IMPLANT	LENGTH	PLATFORM	APEX
IK 4208 HT	Ø 4.2	8.5 mm	Ø 4.0	Ø 2.3
IK 4210 HT	Ø 4.2	10 mm	Ø 4.0	Ø 2.3
IK 4211 HT	Ø 4.2	11.5 mm	Ø 4.0	Ø 2.3
IK 4213 HT	Ø 4.2	13 mm	Ø 4.0	Ø 2.3
IK 4215 HT	Ø 4.2	15 mm	Ø 4.0	Ø 2.3

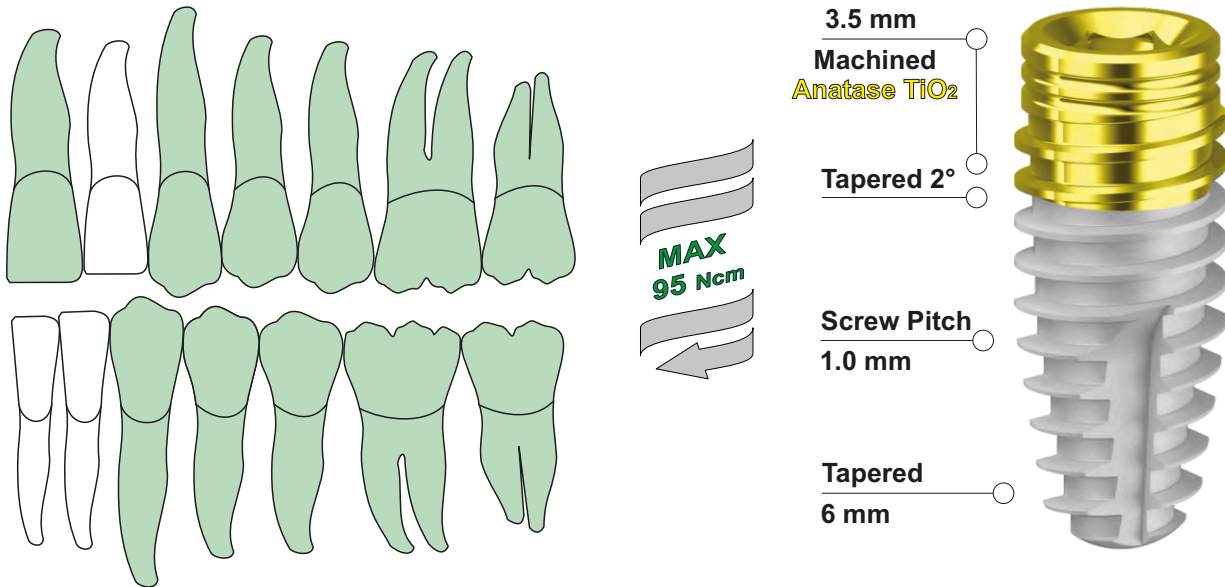


# K-TAPERED HT

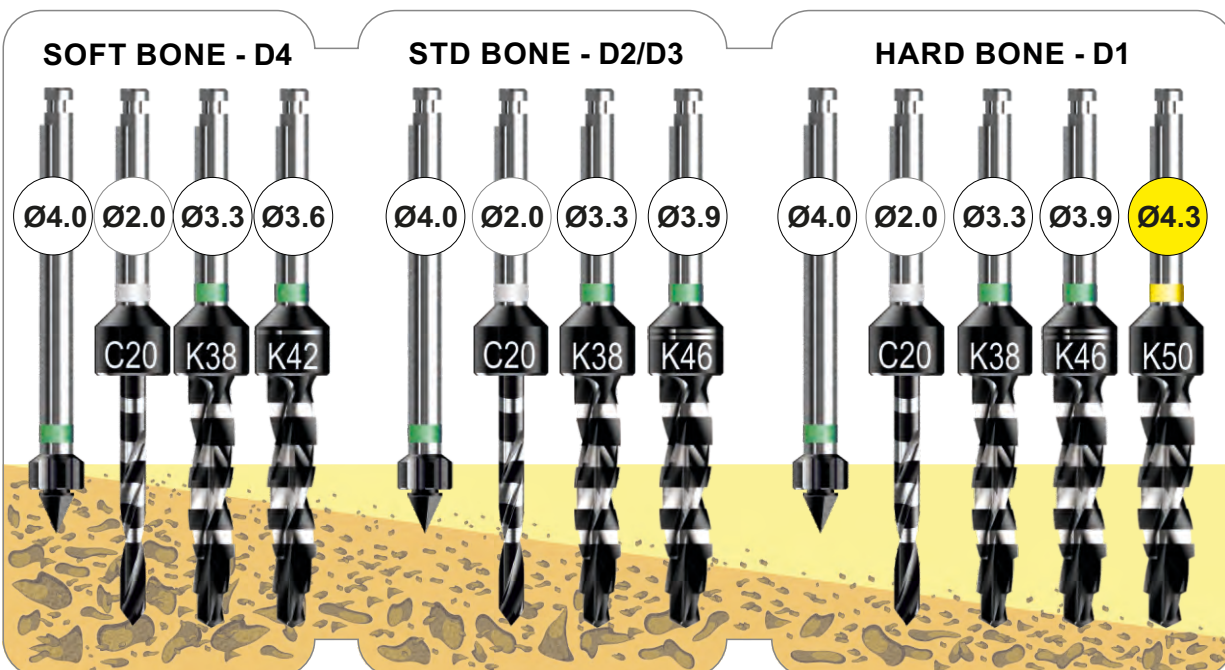
internal hexagon - half treatment

# IK 46 HT

## TAPERED SHAPE + MOUNTER



CODE	IMPLANT	LENGTH	PLATFORM	APEX
IK 4608 HT	Ø 4.6	8.5 mm	Ø 4.0	Ø 2.5
IK 4610 HT	Ø 4.6	10 mm	Ø 4.0	Ø 2.5
IK 4611 HT	Ø 4.6	11.5 mm	Ø 4.0	Ø 2.5
IK 4613 HT	Ø 4.6	13 mm	Ø 4.0	Ø 2.5
IK 4615 HT	Ø 4.6	15 mm	Ø 4.0	Ø 2.5





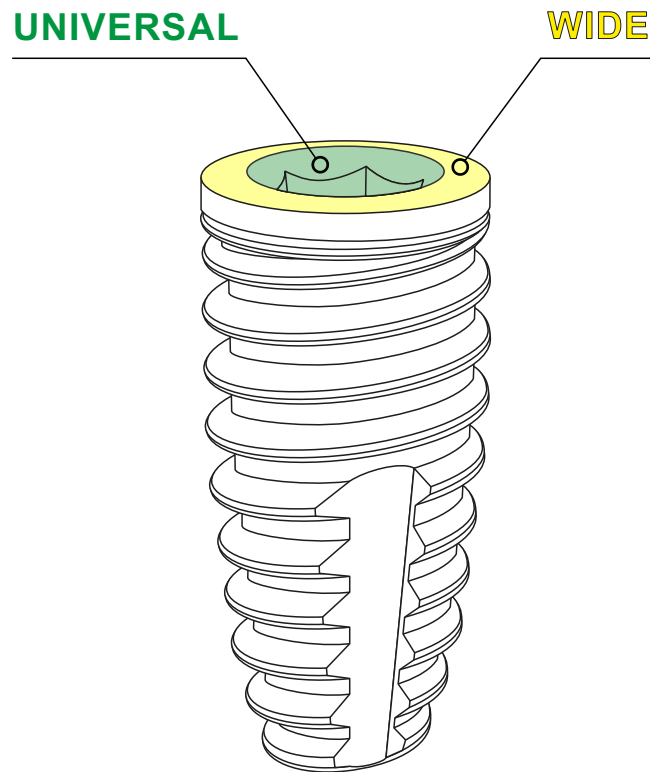


# INTERNAL HEXAGON

**WIDE PLATFORM**

**DOUBLE CONNECTION**

LARGE TAPERED  
SHAPE



IK

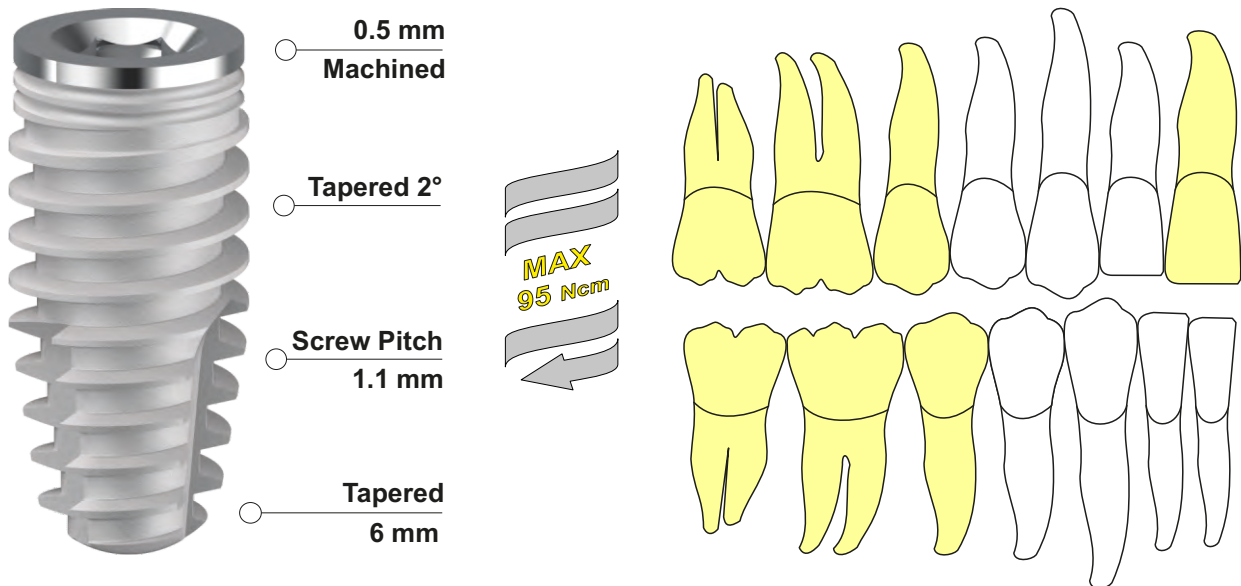


IMPIANTO  
CON MOUNTER  
WITH MOUNTER

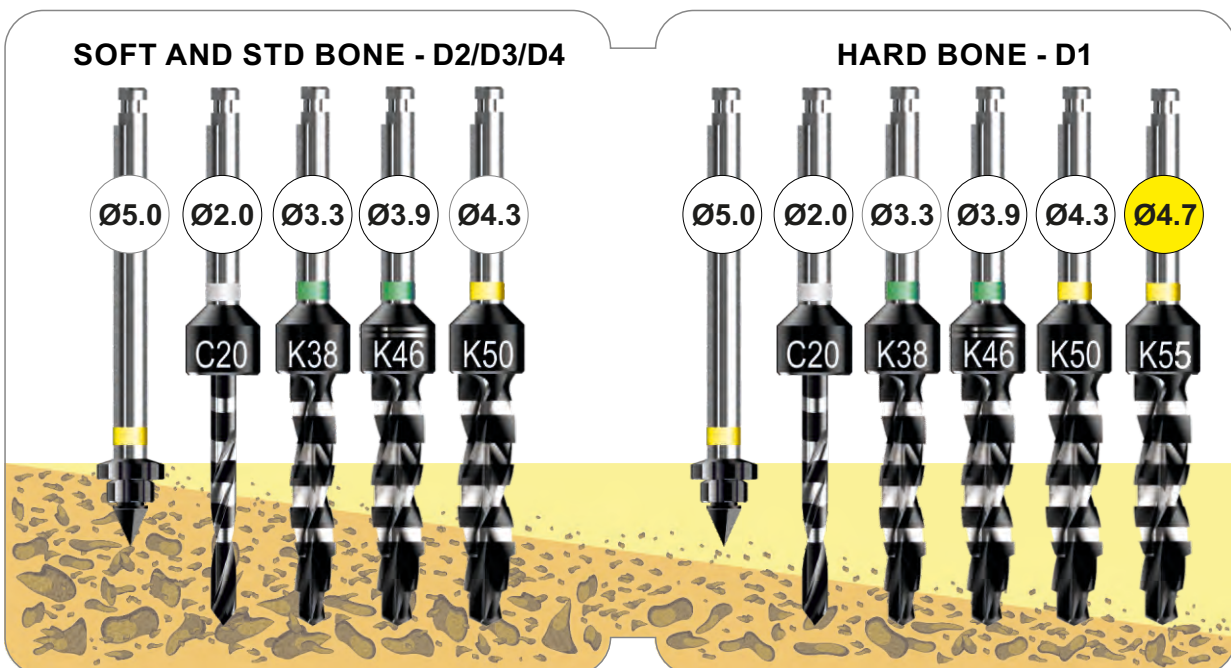
# IK 50

**K-TAPERED**  
internal hexagon - full treatment

## LARGE TAPERED SHAPE + MOUNTER



CODE	IMPLANT	LENGTH	PLATFORM	APEX
IK 5007	Ø 5.0	7.0 mm	Ø 5.0	Ø 2.7
IK 5008	Ø 5.0	8.5 mm	Ø 5.0	Ø 2.7
IK 5010	Ø 5.0	10 mm	Ø 5.0	Ø 2.7
IK 5011	Ø 5.0	11.5 mm	Ø 5.0	Ø 2.7
IK 5013	Ø 5.0	13 mm	Ø 5.0	Ø 2.7

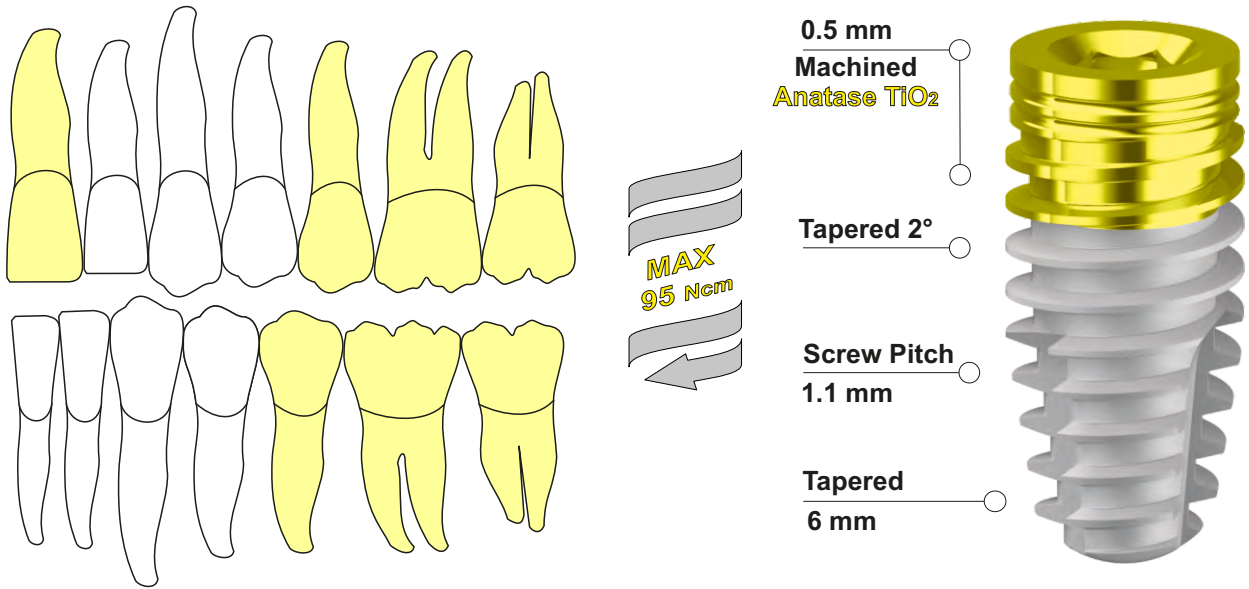


# K-TAPERED HT

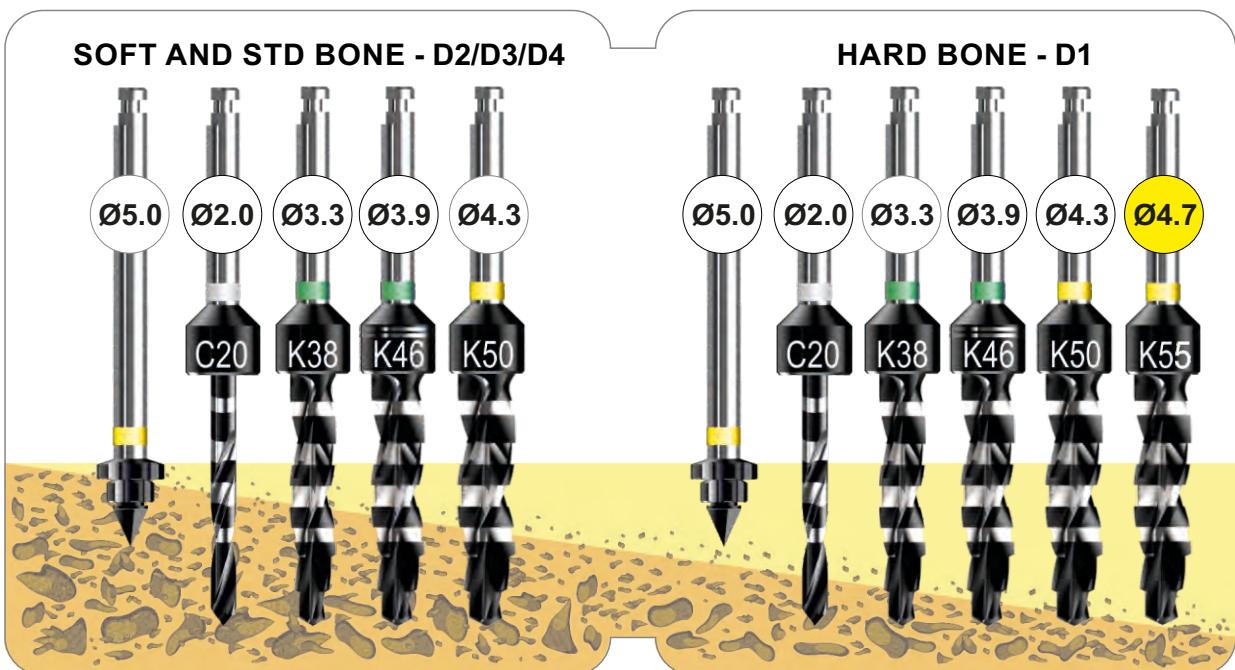
internal hexagon - half treatment

# IK 50 HT

LARGE TAPERED SHAPE + MOUNTER



CODE	IMPLANT	LENGTH	PLATFORM	APEX
IK 5008 HT	Ø 5.0	8.5 mm	Ø 5.0	Ø 2.7
IK 5010 HT	Ø 5.0	10 mm	Ø 5.0	Ø 2.7
IK 5011 HT	Ø 5.0	11.5 mm	Ø 5.0	Ø 2.7
IK 5013 HT	Ø 5.0	13 mm	Ø 5.0	Ø 2.7



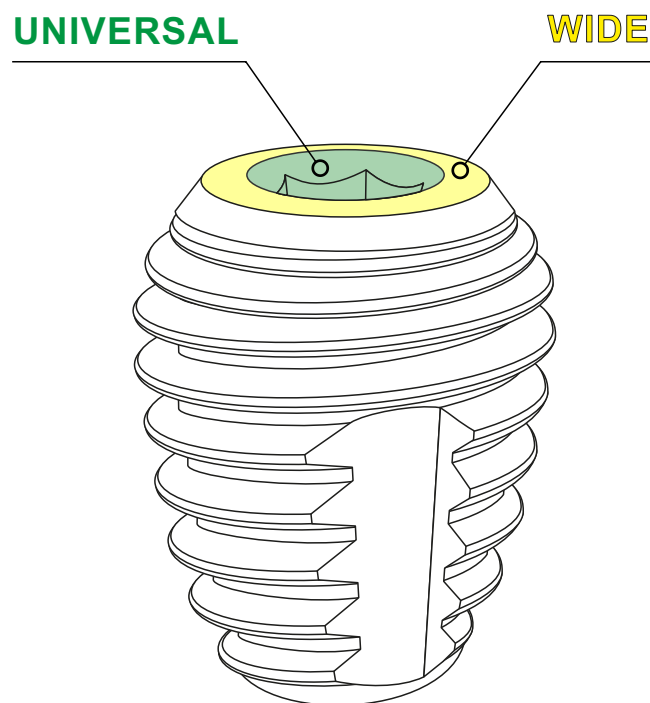


# INTERNAL HEXAGON

**WIDE PLATFORM**

**DOUBLE CONNECTION**

**X-LARGE  
TAPERED SHAPE**



**IK XL**

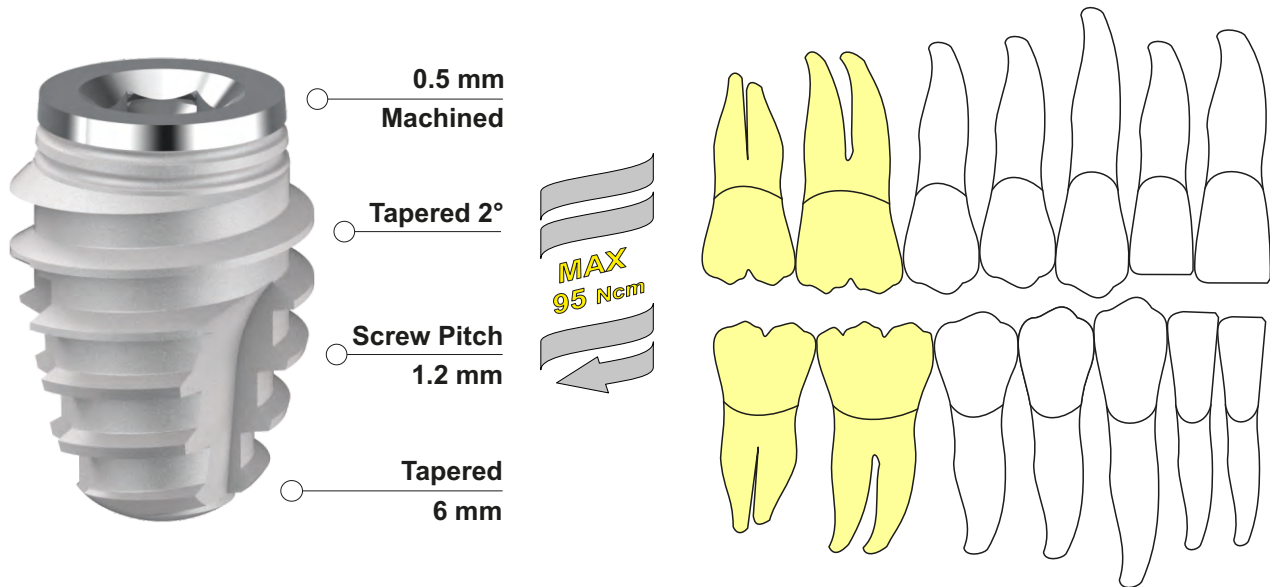


**IMPIANTO  
SENZA MOUNTER  
MOUNTERLESS**

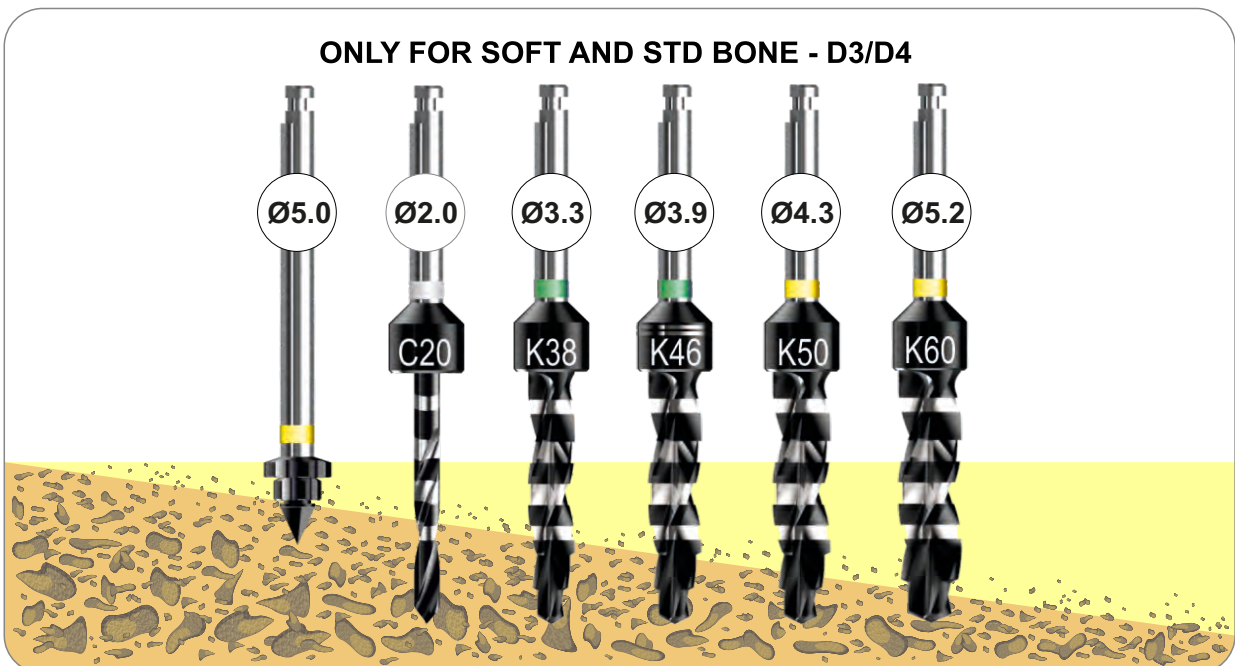
# IK 60

**K-TAPERED**  
internal hexagon - full treatment

## X-LARGE TAPERED SHAPE MOUNTERLESS



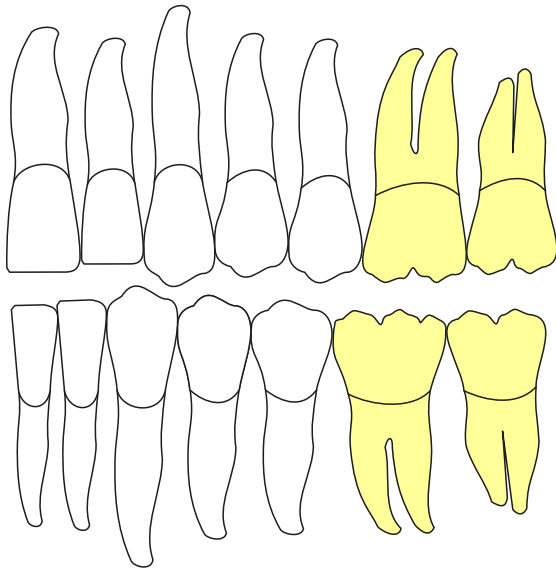
CODE	IMPLANT	LENGTH	PLATFORM	APEX
IK 6007	Ø 6.0	7.0 mm	Ø 5.0	Ø 3.0
IK 6008	Ø 6.0	8.5 mm	Ø 5.0	Ø 3.0
IK 6010	Ø 6.0	10 mm	Ø 5.0	Ø 3.0



**K-TAPERED**  
internal hexagon - full treatment

**IK 80**

**X-LARGE TAPERED SHAPE MOUNTERLESS**



**MAX**  
95 Ncm

0.5 mm  
Machined

Tapered 2°

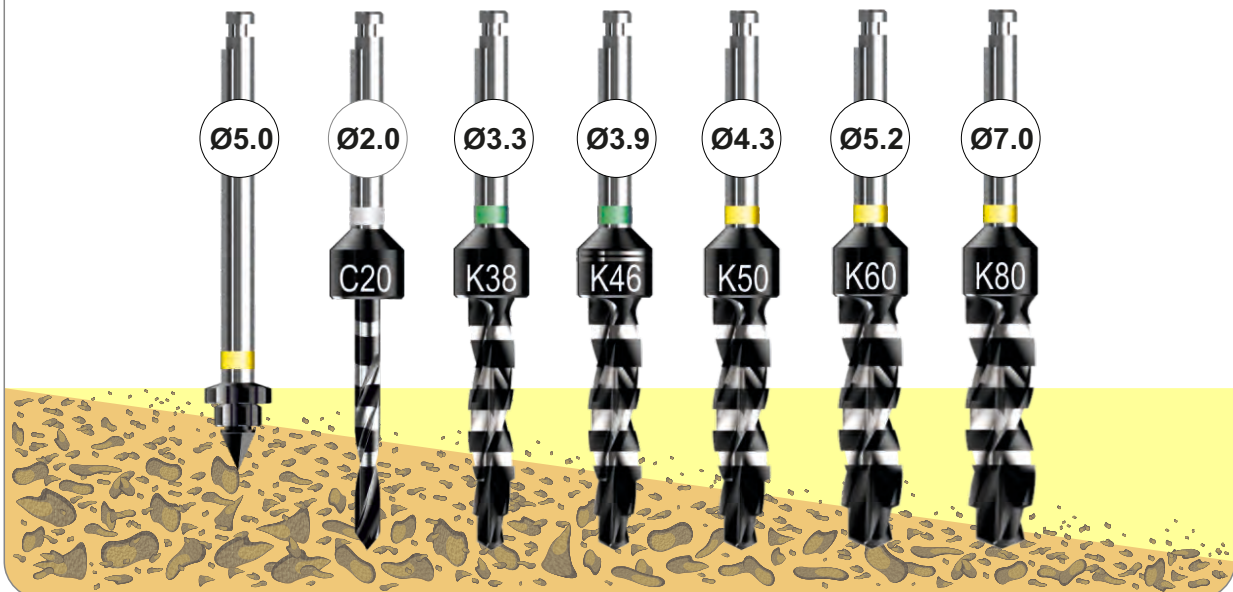
Screw Pitch  
1.2 mm

Tapered  
6 mm



CODE	IMPLANT	LENGTH	PLATFORM	APEX
<b>IK 8007</b>	Ø 8.0	7.0 mm	Ø 5.0	Ø 4.0
<b>IK 8008</b>	Ø 8.0	8.5 mm	Ø 5.0	Ø 4.0
<b>IK 8010</b>	Ø 8.0	10 mm	Ø 5.0	Ø 4.0

**ONLY FOR SOFT AND STD BONE - D3/D4**








# INTERNAL HEXAGON

## UNIVERSAL CONNECTION

TAPERED  
SHAPE

MOUNTERLESS



IK ML

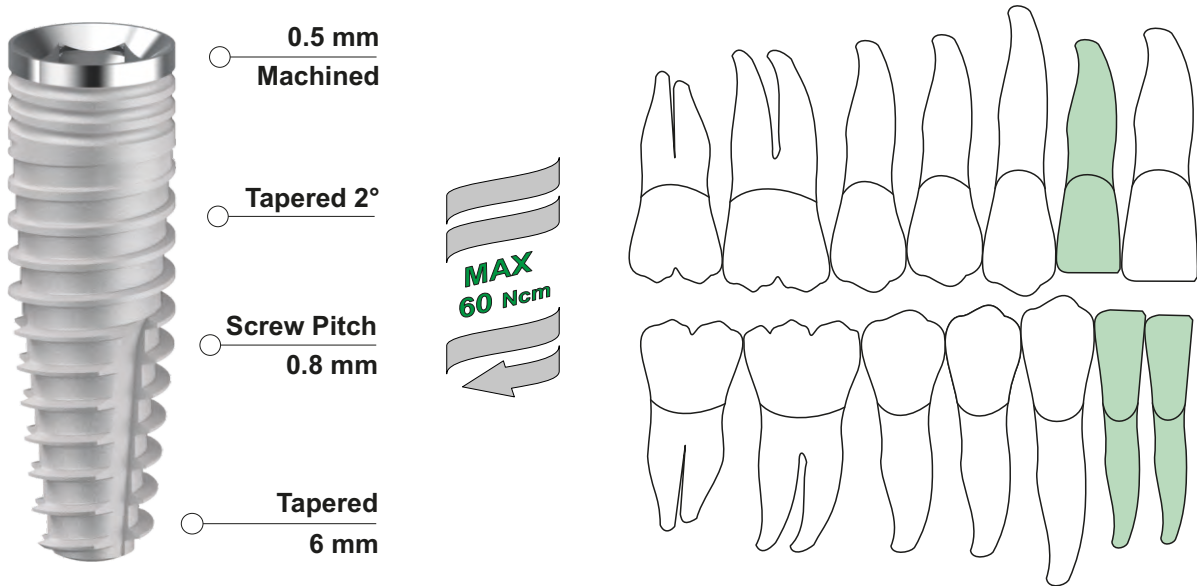


IMPIANTO  
SENZA MOUNTER  
MOUNTERLESS

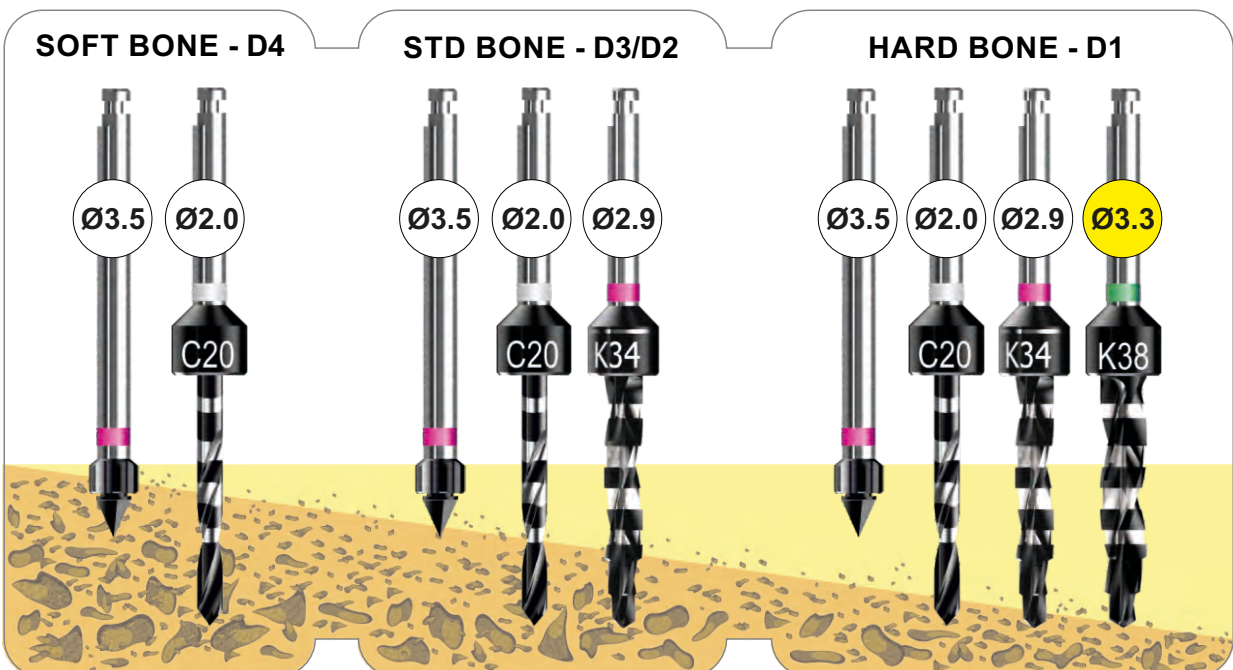
# IK 34ML

**K-TAPERED**  
internal hexagon - full treatment

## TAPERED SHAPE MOUNTERLESS



CODE	IMPLANT	LENGTH	PLATFORM	APEX
IK 3407 ML	Ø 3.4	7.0 mm	Ø 3.5 CPS	Ø 1.8
IK 3408 ML	Ø 3.4	8.5 mm	Ø 3.5 CPS	Ø 1.8
IK 3410 ML	Ø 3.4	10 mm	Ø 3.5 CPS	Ø 1.8
IK 3411 ML	Ø 3.4	11.5 mm	Ø 3.5 CPS	Ø 1.8
IK 3413 ML	Ø 3.4	13 mm	Ø 3.5 CPS	Ø 1.8
IK 3415 ML	Ø 3.4	15 mm	Ø 3.5 CPS	Ø 1.8

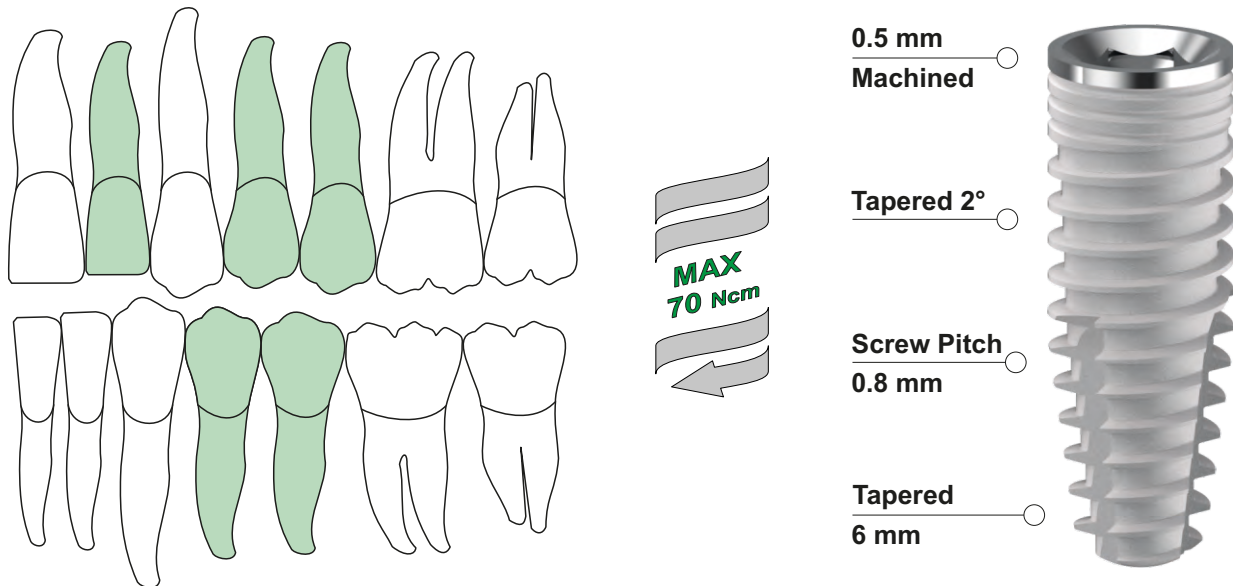


# K-TAPERED

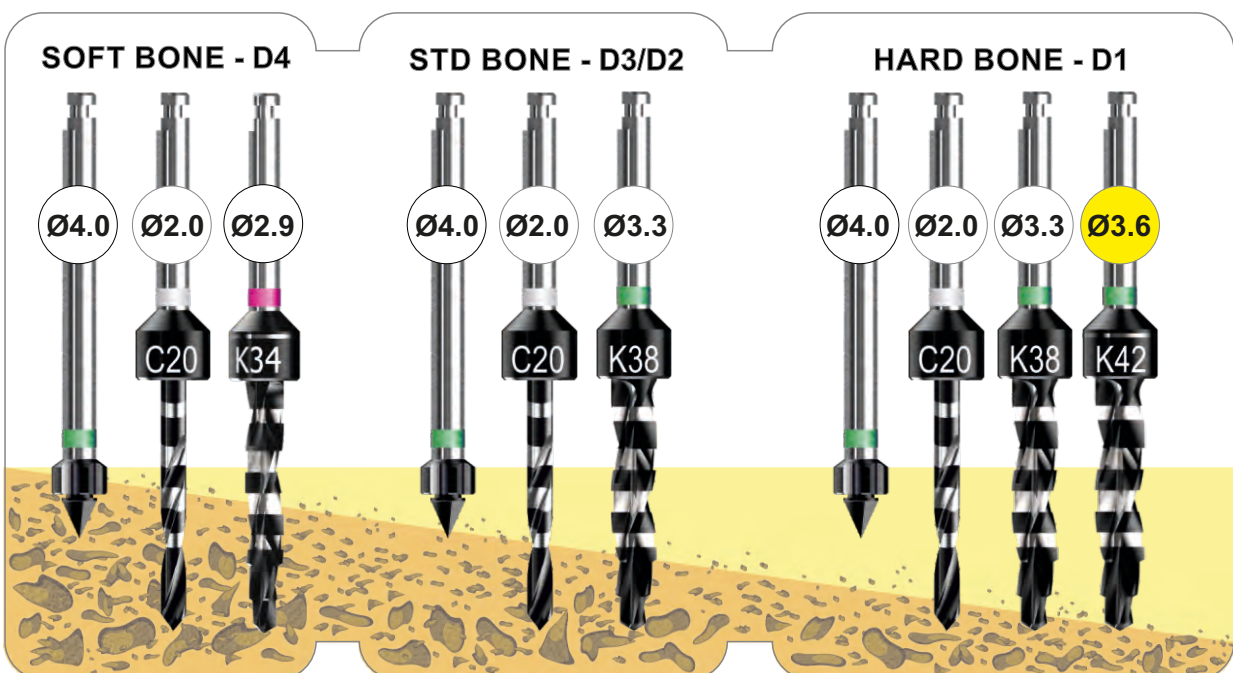
internal hexagon - full treatment

# IK 38ML

## TAPERED SHAPE MOUNTERLESS



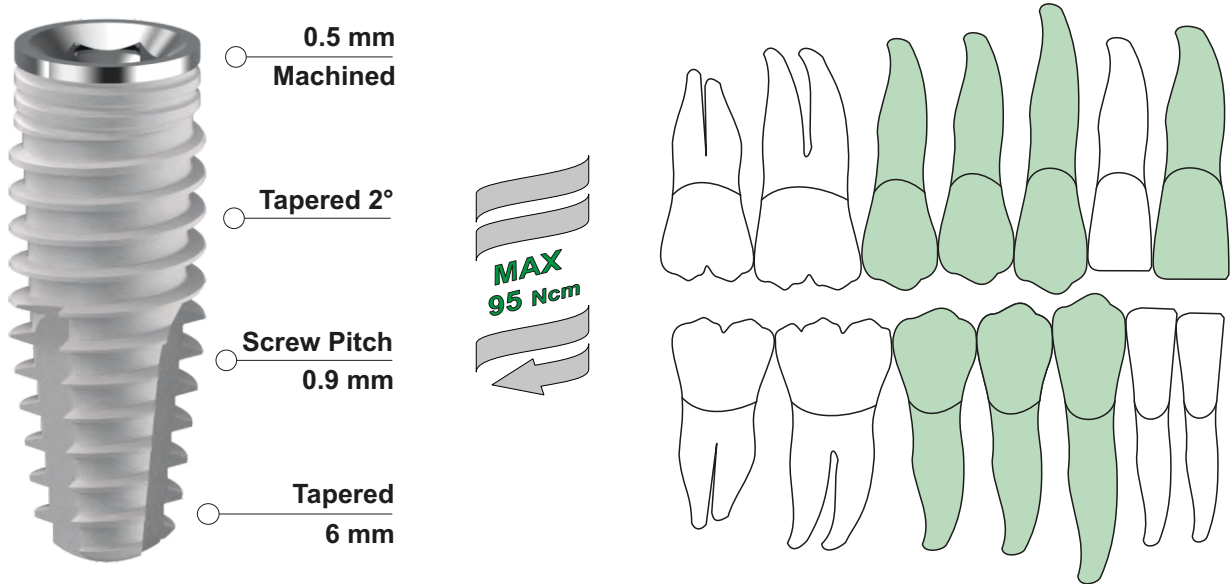
CODE	IMPLANT	LENGTH	PLATFORM	APEX
IK 3808 ML	Ø 3.8	8.5 mm	Ø 4.0	Ø 1.9
IK 3810 ML	Ø 3.8	10 mm	Ø 4.0	Ø 1.9
IK 3811 ML	Ø 3.8	11.5 mm	Ø 4.0	Ø 1.9
IK 3813 ML	Ø 3.8	13 mm	Ø 4.0	Ø 1.9
IK 3815 ML	Ø 3.8	15 mm	Ø 4.0	Ø 1.9



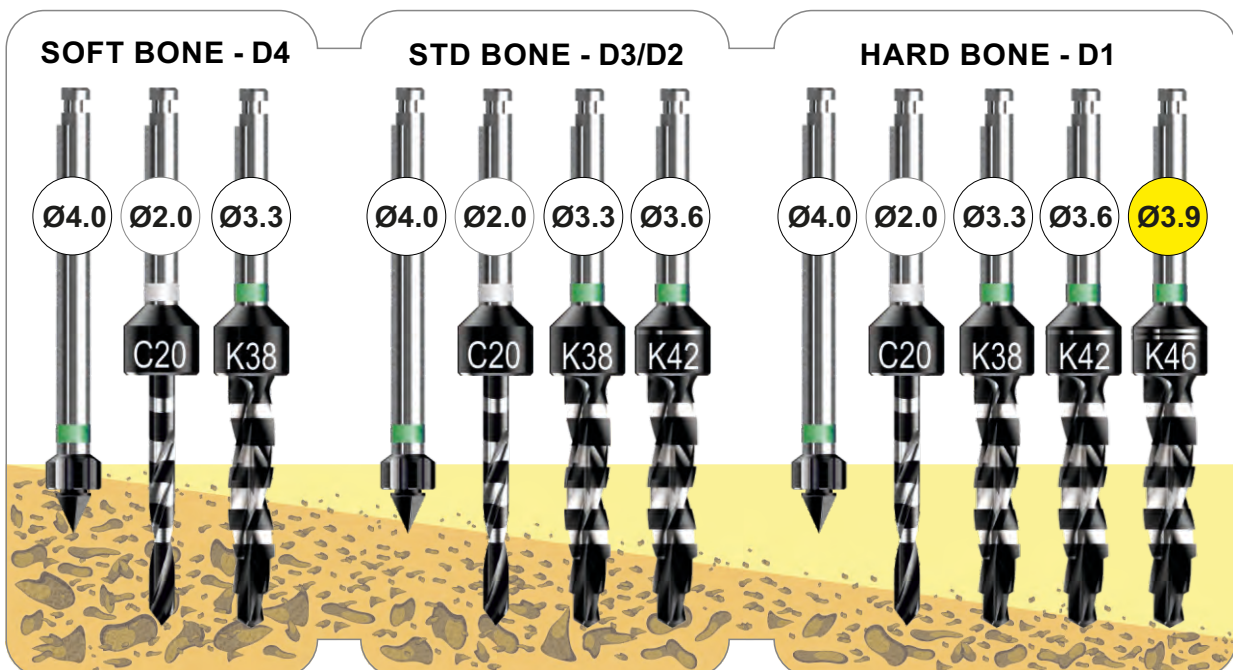
# IK 42ML

**K-TAPERED**  
internal hexagon - full treatment

## TAPERED SHAPE MOUNTERLESS



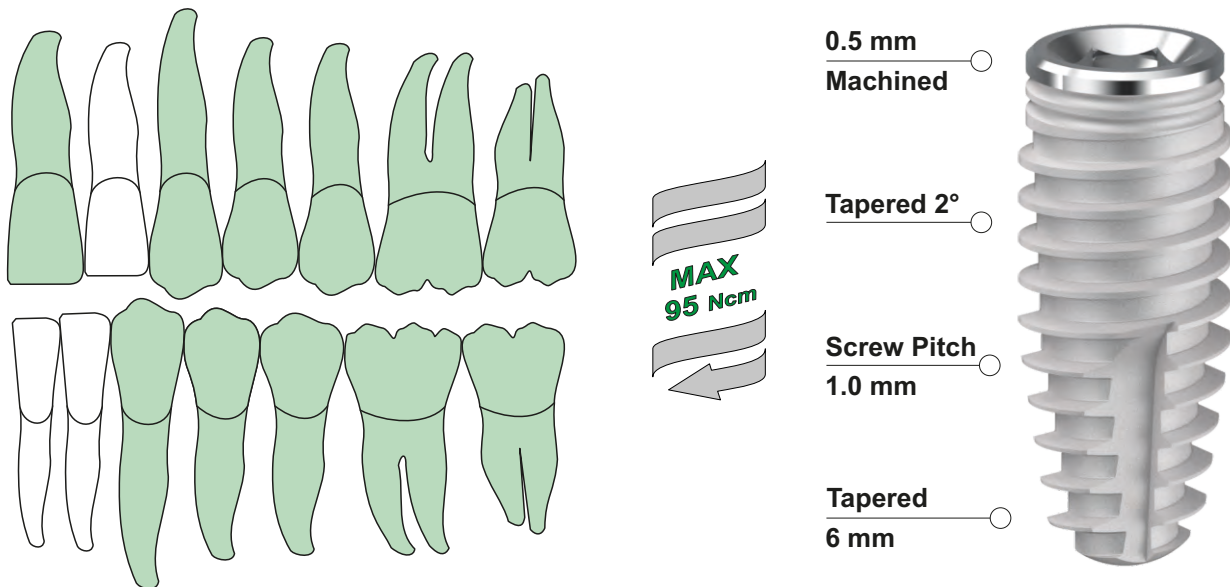
CODE	IMPLANT	LENGTH	PLATFORM	APEX
IK 4207	Ø 4.2	7.0 mm	Ø 4.0	Ø 2.3
IK 4208	Ø 4.2	8.5 mm	Ø 4.0	Ø 2.3
IK 4210	Ø 4.2	10 mm	Ø 4.0	Ø 2.3
IK 4211	Ø 4.2	11.5 mm	Ø 4.0	Ø 2.3
IK 4213	Ø 4.2	13 mm	Ø 4.0	Ø 2.3
IK 4215	Ø 4.2	15 mm	Ø 4.0	Ø 2.3



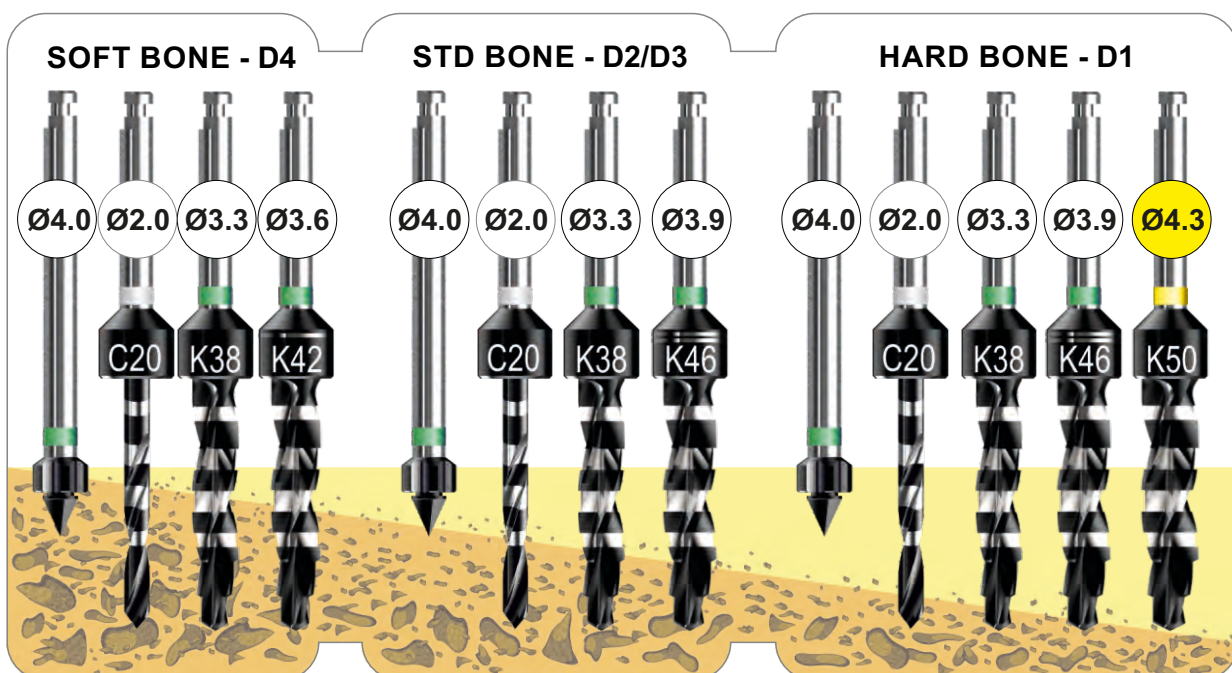
**K-TAPERED**  
internal hexagon - full treatment

# IK 46ML

## TAPERED SHAPE MOUNTERLESS



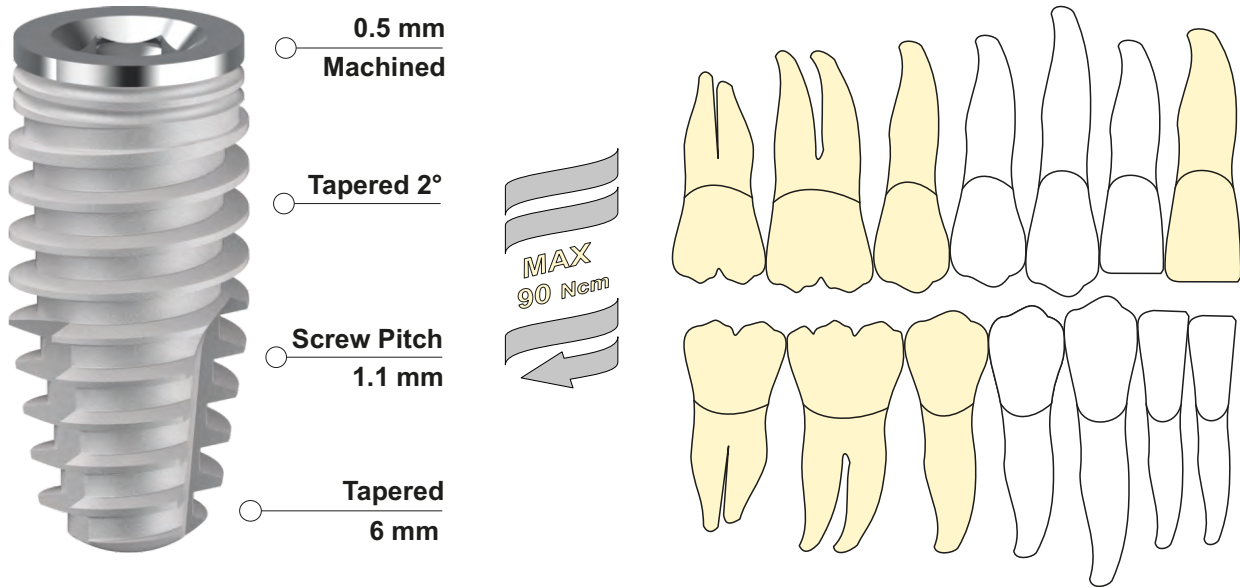
CODE	IMPLANT	LENGTH	PLATFORM	APEX
IK 4607	Ø 4.6	7.0 mm	Ø 4.0	Ø 2.5
IK 4608	Ø 4.6	8.5 mm	Ø 4.0	Ø 2.5
IK 4610	Ø 4.6	10 mm	Ø 4.0	Ø 2.5
IK 4611	Ø 4.6	11.5 mm	Ø 4.0	Ø 2.5
IK 4613	Ø 4.6	13 mm	Ø 4.0	Ø 2.5
IK 4615	Ø 4.6	15 mm	Ø 4.0	Ø 2.5



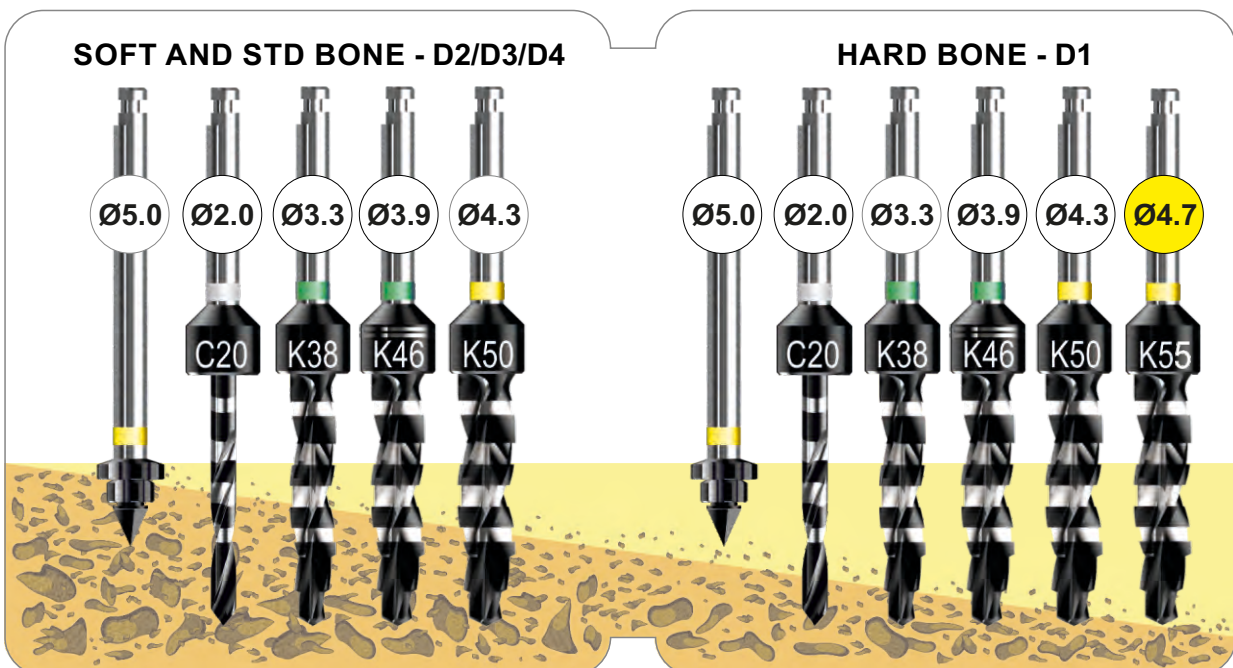
# IK 50ML

**K-TAPERED**  
internal hexagon - full treatment

## TAPERED SHAPE MOUNTERLESS



CODE	IMPLANT	LENGTH	PLATFORM	APEX
IK 5007 ML	Ø 5.0	7.0 mm	Ø 5.0	Ø 2.7
IK 5008 ML	Ø 5.0	8.5 mm	Ø 5.0	Ø 2.7
IK 5010 ML	Ø 5.0	10 mm	Ø 5.0	Ø 2.7
IK 5011 ML	Ø 5.0	11.5 mm	Ø 5.0	Ø 2.7
IK 5013 ML	Ø 5.0	13 mm	Ø 5.0	Ø 2.7



# INTERNAL HEXAGON UNIVERSAL CONNECTION

## UNIVERSAL PROSTHETICS



# universal prosthetics

20Ncm 



**Pilastro di Guarigione CPS - Titanio Gr. 5 - Anodizzato**  
**CPS Healing Abutment - Titanium Gr. 5 - Anodized**

**IP 4HA2-W**      H 2 mm - **CPS** Standard Gingival Profile  
**IP 4HA4-W**      H 4 mm - **CPS** Standard Gingival Profile  
**IP 4HA6-W**      H 6 mm - **CPS** Standard Gingival Profile

**DM 1/2**      Standard Hexagonal Driver Ø 1.27

20Ncm 



**Pilastro di Guarigione FTF - Titanio Gr. 5 - Anodizzato**  
**FTF Healing Abutment - Titanium Gr. 5 - Anodized**

**IP 4HA2**      H 2 mm - **FTF** Standard Gingival Profile  
**IP 4HA4**      H 4 mm - **FTF** Standard Gingival Profile  
**IP 4HA6**      H 6 mm - **FTF** Standard Gingival Profile

**DM 1/2**      Standard Hexagonal Driver Ø 1.27

20Ncm 



**Pilastro di Guarigione Largo FTF - Titanio Gr. 5 - Anodizzato**  
**FTF Large Healing Abutment - Titanium Gr. 5 - Anodized**

**IP 4HA2-E**      H 2 mm - Large Gingival Profile  
**IP 4HA4-E**      H 4 mm - Large Gingival Profile  
**IP 4HA6-E**      H 6 mm - Large Gingival Profile

**DM 1/2**      Standard Hexagonal Driver Ø 1.27



**Analogo per Laboratorio - Titanio Gr. 5 - Anodizzato**  
**Laboratory Analog - Titanium Gr. 5 - Anodized**

**IP 4AL2DS-V**      H 12 mm - Universal Shape

32Ncm 



**Moncone Calcinabile - Acrilico**  
**Castable Abutment - Acrylic**

**IP 4CA-W**      Antirotation Hex - **CPS** Standard Gingival Profile  
**IP 4CR-W**      Rotating - **CPS** Standard Gingival Profile  
**IP 4CA**      Antirotation Hex - Standard Gingival Profile  
**IP 4CR**      Rotating - Standard Gingival Profile

**IP VITG**      Vite di Ricambio Gold - Gold Spare Screw  
**DM 1/2**      Standard Hexagonal Driver Ø 1.27



# universal prosthetics

## Pilastri Temporanei da Incollaggio - Titanio Gr. 5

Temporary Glueing Abutments - Titanium Gr. 5

**IP 4TA-W** Temporary Glueing Abutment - Antirotation Hex

**IP 4TR-W** Temporary Glueing Abutment - Rotating

**IP VITG** Vite di Ricambio Gold - Gold Spare Screw

**DM 1/2** Standard Hexagonal Driver Ø 1.27



## Pilastro Temporaneo da Saldatura - Titanio Gr. 5

Temporary Welding Abutments - Titanium Gr. 5

**IP 4TRS** Temporary Welding Abutment - Rotating

**IP VITG** Vite di Ricambio Gold - Gold Spare Screw

**DM 1/2** Standard Hexagonal Driver Ø 1.27



## Moncone Titanio Diritto - Titanio Gr. 5 - PVD TiN

Straight Titanium Abutment - Titanium Gr. 5 - PVD TiN

**IP 4ST2-W** 0° - Straight - **CPS** Standard Gingival Profile

**IP VITG** Vite di Ricambio Gold - Gold Spare Screw

**DM 1/2** Standard Hexagonal Driver Ø 1.27



## Moncone Titanio Angolato - Titanio Gr. 5 - PVD TiN


Angled Titanium Abutment - Titanium Gr. 5 - PVD TiN

**IP 4AT15-W** 15° - Angled - **CPS** Standard Gingival Profile

**IP 4AT25-W** 25° - Angled - **CPS** Standard Gingival Profile

**IP VITG** Vite di Ricambio Gold - Gold Spare Screw

**DM 1/2** Standard Hexagonal Driver Ø 1.27



## Moncone Titanio Diritto VPT - Titanio Gr. 5

VPT Straight Titanium Abutment - Titanium Gr. 5

**IP 4STV-W** 0° - Straight - **CPS** Standard Gingival Profile

**IP VIT** Vite di Ricambio - Spare Screw



**DM 1/2** Standard Hexagonal Driver Ø 1.27



Vertical Preparation Technique

# universal prosthetics

**Moncone UCLA Cobalto Cromo - CoCr**  
**UCLA Abutment Cobalt Chrome - CoCr**



32Ncm  

**IP 4CCA-W** Antirotation Hex - **CPS Standard Gingival Profile**  
**IP 4CCR-W** Rotating - **CPS Standard Gingival Profile**

Intervallo di Fusione 1350°-1430° Esp. Termica 13,3 - 13,6 µm/(m°C) (20°-200°)

**IP VITG** Vite di Ricambio Gold - Gold Spare Screw  
**DM 1/2** [Standard Hexagonal Driver Ø 1.27](#)

**Moncone Provvisorio Estetico - PEEK Medica**  
**Aesthetic Temporary Abutment - Medical PEEK**

32Ncm  

**IP 4PA** Antirotation Hex - Standard Gingival Profile

**IP VITG** Vite di Ricambio Gold - Gold Spare Screw  
**DM 1/2** [Standard Hexagonal Driver Ø 1.27](#)

**Pilastro a Sfera per Overdenture - Titanio Gr. 5 - PVD TiN**  
**Overdenture Ball Abutment - Titanium Gr. 5 - PVD TiN**

32Ncm  

**IP 4BA1-W** H 1 mm - **CPS Standard Gingival Profile - NORMO**  
**IP 4BA2-W** H 2 mm - **CPS Standard Gingival Profile - NORMO**  
**IP 4BA3-W** H 3 mm - **CPS Standard Gingival Profile - NORMO**  
**IP 4BA4-W** H 4 mm - **CPS Standard Gingival Profile - NORMO**  
**IP 4BA6-W** H 6 mm - **CPS Standard Gingival Profile - NORMO**

**DM 1/2** [Standard Hexagonal Driver Ø 1.27](#)

**Kit Pilastro Equator per Overdenture - Titanio Gr. 5 - PVD TiN**  
**Overdenture Equator Abutment Kit - Titanium Gr. 5 - PVD TiN**

32Ncm  

**IP 4EQ1** H 1 mm - Narrow Gingival Profile  
**IP 4EQ2** H 2 mm - Narrow Gingival Profile  
**IP 4EQ3** H 3 mm - Narrow Gingival Profile  
**IP 4EQ4** H 4 mm - Narrow Gingival Profile  
**IP 4EQ5** H 5 mm - Narrow Gingival Profile

**DM EQ** [Squared Equator Driver](#)

# universal prosthetics

**Link per Incollaggio - TiB Compatible - Titanio Gr. 5**

**Bonding Technique Link - TiB Compatible - Titanium Gr. 5**

**IP 4STB** Digital Titanium Link - Antirotation Hex

**IP 4STB-W** Digital Titanium Link - Antirotation Hex - **CPS**

**IP VIT** Vite di Ricambio - Spare Screw

**DM 1/2** Standard Hexagonal Driver Ø 1.27



**Link Standard per Incollaggio - Titanio Gr. 5**

**Standard Link for Bonding Technique - Titanium Gr. 5**

**IP 4SZB** Analogical Titanium Link - Antirotation Hex

**IP VIT** Vite di Ricambio - Spare Screw

**DM 1/2** Standard Hexagonal Driver Ø 1.27



**Link Flat Digitale per Incollaggio - Titanio Gr. 5**

**Flat Digital Link for Bonding Technique - Titanium Gr. 5**

**IP 4TB DS** Flat Titanium Link - Antirotation Hex - H 1.5mm

**IP 4TBR DS** Flat Titanium Link - Rotating - H 1.5mm

**IP VIT** Vite di Ricambio - Spare Screw

**DM 1/2** Standard Hexagonal Driver Ø 1.27



**Monconi Estetici - Zirconia + Link in Titanio Gr. 5**

**Titanium Abutment - Zirconium + Titanium Gr. 5 Link**

**IP 4SZ** 0° - Straight - Standard Gingival Profile

**IP 4AZ15** 15° - Angled - Standard Gingival Profile

**IP VITG** Vite di Ricambio Gold - Gold Spare Screw

**DM 1/2** Standard Hexagonal Driver Ø 1.27




**Transfer per impronta Pick Up - Titanio Gr. 5**


**Pick Up Impression Coping - Titanium Gr. 5**

**IP X40-W** H 12mm - Internal Hexagon CPS

**DM 1/2** Standard Hexagonal Driver Ø 1.27



# double connection friction fit 1.5°



32Ncm



## Moncone Titanio Dritto - Titanio Gr. 5 - PVD TiN

**Straight Titanium Abutment** - Titanium Gr. 5 - PVD TiN

- IP 4ST2-WF** 0° - Straight H2mm - **CPS** Friction Fit
- IP 4ST3-WF** 0° - Straight H3.5mm - **CPS** Friction Fit
- IP 5ST2-F** 0° - Straight H2mm (Large) - **FTF** Friction Fit

**IP VITG**  
**DM 1/2**

Vite di Ricambio Gold - Gold Spare Screw  
Standard Hexagonal Driver Ø 1.27

32Ncm



## Moncone in Titanio Angolato 15° - Titanio Gr. 5 - PVD TiN

**15° Angled Titanium Abutment** - Titanium Gr. 5 - PVD TiN

- IP 4AT152-WF** 15° Angled H2mm - **CPS** Friction Fit
- IP 4AT153-WF** 15° Angled H3mm - **CPS** Friction Fit
- IP 5ST152-F** 15° - Angled H2mm (Large) - **FTF** Friction Fit

**IP VITG**  
**DM 1/2**

Vite di Ricambio Gold - Gold Spare Screw  
Standard Hexagonal Driver Ø 1.27

32Ncm



## Moncone in Titanio Angolato 25° - Titanio Gr. 5 - PVD TiN

**25° Angled Titanium Abutment** - Titanium Gr. 5 - PVD TiN

- IP 4AT252-WF** 25° Angled H2mm - **CPS** Friction Fit
- IP 4AT253-WF** 25° Angled H3mm - **CPS** Friction Fit
- IP 5ST252-F** 25° - Angled H2mm (Large) - **FTF** Friction Fit

**IP VITG**  
**DM 1/2**


Vite di Ricambio Gold - Gold Spare Screw  
Standard Hexagonal Driver Ø 1.27

# double connection friction fit 1.5°

## CHIUSURA A SPALLA CONICA 45°

L'appoggio protesico interno a 45°, già utilizzato nelle connessioni interne tipo Zimmer dagli anni 90, oltre ad avere un supporto bibliografico indiscutibile, garantisce la distribuzione delle forze vettoriali che minimizzano il momento flettente laterale.

Questa tipologia di appoggio conico, normalmente utilizzata nella meccanica di distribuzione, rispetto ad uno piano, incrementa la superficie di contatto e scarica le forze su una curva di vettori multi-direzionali.



## CONNESSIONE ESAGONALE CONICA FRICTION FIT 1.5°

La conicità di 1.5° sulle pareti piane dell'esagono maschio/femmina determina una riduzione dell'interfaccia meccanica così intima da conferire un grippaggio diretto, conosciuto come «saldatura a freddo», tra abutment ed impianto.

Questo effetto si attiva completamente alla fine del serraggio protesico della vite passante, raggiungendo i 30 Ncm di forza torcente che garantisce il sigillo batterico riducendo a zero il gap di interfaccia.

Per la rimozione dell'abutment sarà necessario l'utilizzo di una vite di rimozione alternativa, da avvitare in sostituzione di quella originale, con la sola funzione di spingere dall'interno verticalmente il moncone e rimuoverlo dalla sua posizione grippata.



## 45° CONICAL SHOULDER CLOSURE

The 45° internal prosthetic support, already used in internal Zimmer type connections since the 90s, has an indisputable bibliography and moreover guarantees the distribution of vector forces that minimize the lateral bending moment.

This type of conical support, normally used in the distribution mechanics, increases the contact surface in relation to a plane surface and releases the forces on a curve of multi-directional vectors.

## FRICTION FIT 1.5° CONICAL HEX CONNECTION

The 1.5° conicity on the flat surfaces of the male / female hexagon causes a so close reduction of the mechanical interface that confers a direct binding (known as "cold welding") between the abutment and the implant.


This effect is fully activated at the end of the prosthetic tightening of the passing screw, that reaches 30 Ncm of torque and guarantees a bacterial seal through the reduction of the interface gap to zero.

In order to remove the abutment it will be necessary to use an alternative removal screw, that needs to be screwed in the original one place: its unique function is to push the abutment from the inside vertically and to remove it from its bound position.

**Transfer per Impronta Digitale - Titanio Gr. 5 + MS**  
**Scan Abutment - Titanium Gr. 5 + Micro Sandblasting**

**IP 4SA2 DS**      Antirotation Hex - **Narrow** Gingival Profile


**DM 1/2**              Standard Hexagonal Driver Ø 1.27



**Analogo CAD da Laboratorio con Vite - Titanio Gr. 5**  
**Laboratory CAD Analog with Screw - Titanium Gr. 5**

**IP 4AL2 DS**      Antirotation Hex - Ø 4 Universal Shape

**DM 1/2**              Standard Hexagonal Driver Ø 1.27




**Link Base per Incollaggio - Titanio Gr. 5**  
**Bonding Technique Base Link - Titanium Gr. 5**

**IP 4TB0 DS-W**      Gingival Profile **H 0.3mm** - Antirotation Hex  
**IP 4TBR0 DS-W**      Gingival Profile **H 0.3mm** - Rotating

**IP VITG**              Vite di Ricambio Gold - Gold Spare Screw  
**DM 1/2**              Standard Hexagonal Driver Ø 1.27

Adjustable in 3 heights

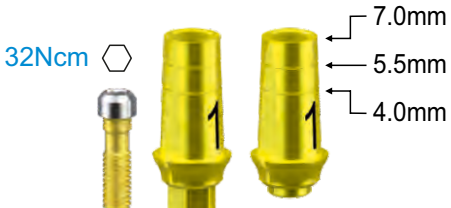


**Link Base per Incollaggio - Titanio Gr. 5**  
**Bonding Technique Base Link - Titanium Gr. 5**

**IP 4TB1 DS-W**      Gingival Profile **H 1.5mm** - Antirotation Hex  
**IP 4TBR1 DS-W**      Gingival Profile **H 1.5mm** - Rotating

**IP VITG**              Vite di Ricambio Gold - Gold Spare Screw  
**DM 1/2**              Standard Hexagonal Driver Ø 1.27

Adjustable in 3 heights




**Link Base per Incollaggio - Titanio Gr. 5**  
**Bonding Technique Base Link - Titanium Gr. 5**

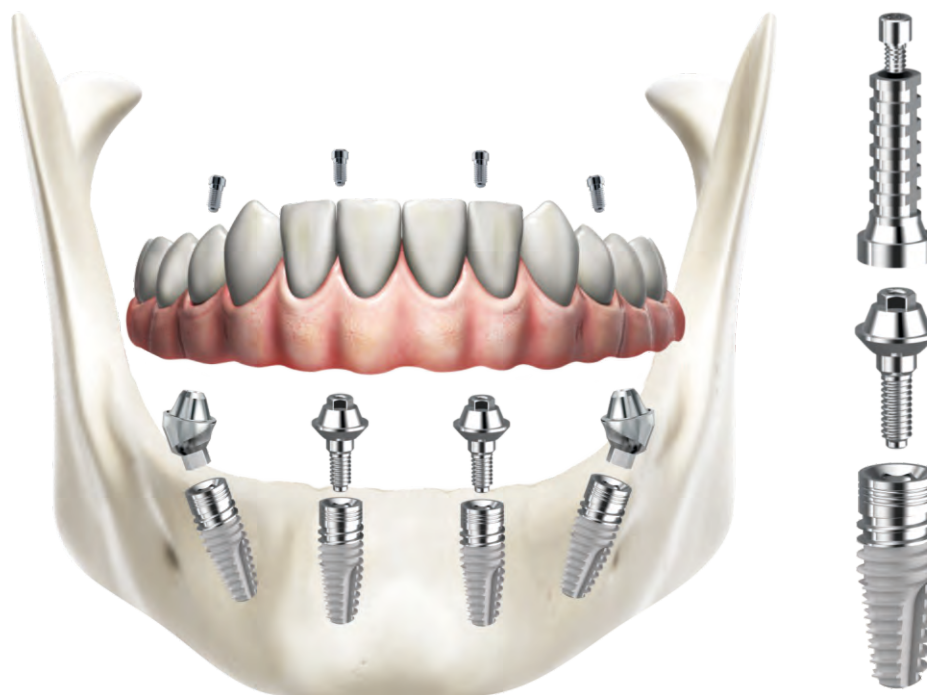
**IP 4TB2 DS-W**      Gingival Profile **H 2.5mm** - Antirotation Hex  
**IP 4TBR2 DS-W**      Gingival Profile **H 2.5mm** - Rotating

**IP VITG**              Vite di Ricambio Gold - Gold Spare Screw  
**DM 1/2**              Standard Hexagonal Driver Ø 1.27

Adjustable in 3 heights



# toronto universal prosthetics



## Pilastro Toronto Dritto - Titanio Gr. 5

Toronto Straight Abutment - Titanium Gr. 5

- IP MS1-W H 1 mm - CPS Standard Gingival Profile
- IP MS2-W H 2 mm - CPS Standard Gingival Profile
- IP MS3-W H 3 mm - CPS Standard Gingival Profile

**DCDM** Toronto Straight Abutment Driver



## Pilastro Toronto Angolato 17° - Titanio Gr. 5

17° Toronto Angled Abutment - Titanium Gr. 5

- IP MA172-W 17° - H 2 mm - CPS Standard Gingival Profile
- IP MA173-W 17° - H 3 mm - CPS Standard Gingival Profile

IP VITMA Vite di Ricambio Toronto - Toronto Spare Screw  
**DMX 1/2** Standard Torx Driver



## Pilastro Toronto Angolato 30° - Titanio Gr. 5



30° Toronto Angled Abutment - Titanium Gr. 5

- IP MA303-W 30° - H 3 mm - CPS Standard Gingival Profile
- IP MA304-W 30° - H 4 mm - CPS Standard Gingival Profile
- IP MA305-W 30° - H 5 mm - CPS Standard Gingival Profile

IP VITMA Vite di Ricambio Toronto - Toronto Spare Screw  
**DMX 1/2** Standard Torx Driver



**Pilastro Temporaneo Toronto - Titanio Gr. 5**  
**Toronto Temporary Abutment - Titanium Gr. 5**



15Ncm  

**EP MT** Rotating - Bonding Technique - Incollaggio Passivo

**EP MV** Vite di Ricambio Toronto - Toronto Spare Screw

**DMX 1/2** Standard Torx Driver

**Pilastro Temporaneo Toronto - Titanio Gr. 5**  
**Toronto Temporary Abutment - Titanium Gr. 5**



15Ncm  

**EP MTS** Rotating - Welding Technique - Saldatura Intraorale

**EP MV** Vite di Ricambio Toronto - Toronto Spare Screw

**DMX 1/2** Standard Torx Driver

**Pilastro Calcinabile Toronto - Acrilico**  
**Toronto Castable Abutment - Acrylic**



10Ncm  

**EP MC** Rotating - Standard Gingival Profile

**EP MV** Vite di Ricambio Toronto - Toronto Spare Screw

**DMX 1/2** Standard Torx Driver

**Pilastro di Guarigione Toronto**  
**Toronto Healing Abutment**



15Ncm  

**EP MHA** H 4 mm - Standard Gingival Profile Titanium Gr5

**EP MHA6** H 6 mm - Large Gingival Profile Titanium Gr5

**DMX 1/2** Standard Torx Driver

**Transfer Toronto - Titanio Gr. 5**  
**Toronto Impression Coping - Titanium Gr. 5**

15Ncm  

**EP MI** Rotating - Standard Gingival Profile

**EP MVL** Vite di Ricambio Toronto L - Toronto L Spare Screw

**DMX 1/2** Standard Torx Driver



# toronto universal prosthetics

**Viti di Ricambio Toronto** - Titanio Gr. 5

**Toronto Spare Screws** - Titanium Gr. 5

**EP MV**                      Prosthetic Spare Screw  
**EP MVL**                    Impression Spare Screw

**DMX 1/2**                    Standard Torx Driver



**Analogo Toronto** - Titanio Gr. 5

**Toronto Analog** - Titanium Gr. 5

**EP MAL2DS-V**    H 10 mm - Universal Shape



## CPS Cover Screw - Potenza GBR e GTR

Incremento di gengiva aderente  
per rimodellamento con provvisori



Recupero facilitato dell'impianto  
in posizione sub-crestale




**Vite Chirurgica di Copertura CPS** - Titanio Gr. 4


**CPS Cover Screw** - Titanium Gr. 4


**IP 4CS1**                    CPS Cover Screw - 1.5mm  
**IP 4CS3**                    CPS Cover Screw - 3.0mm  
**IP 4CS5**                    CPS Cover Screw - 5.0mm

**DM 1/2**                    Standard Hexagonal Driver Ø 1.27



**Transfer Toronto per Impronta Digitale - Titanio Gr. 5**  
**Toronto Scan Abutment - Titanium Gr. 5**



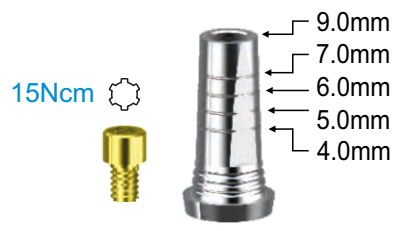
15Ncm 


**EP MSA2 DS** Rotating Scan Abutment - Transfer Digitale Rotante

**EP MV** Vite di Ricambio Toronto - Toronto Spare Screw

**DMX 1/2** Standard Torx Driver

**Link Base per Incollaggio - Titanio Gr. 5**  
**Bonding Technique Base Link - Titanium Gr. 5**



15Ncm 

9.0mm  
7.0mm  
6.0mm  
5.0mm  
4.0mm


Adjustable in 5 heights

**EP MT DS** Rotating - Bonding Technique - Incollaggio Passivo

**EP MV** Vite di Ricambio Toronto - Toronto Spare Screw

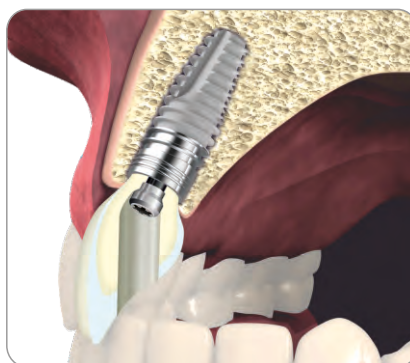
**DMX 1/2** Standard Torx Driver

**Analogo Toronto per Laboratorio - Titanio Gr. 5**  
**Laboratory Toronto Analog - Titanium Gr. 5**




**EP MAL2DS** Universal Toronto Analog

**DM 1/2** Standard Hexagonal Driver Ø 1.27



# CPS Conical Platform Switching

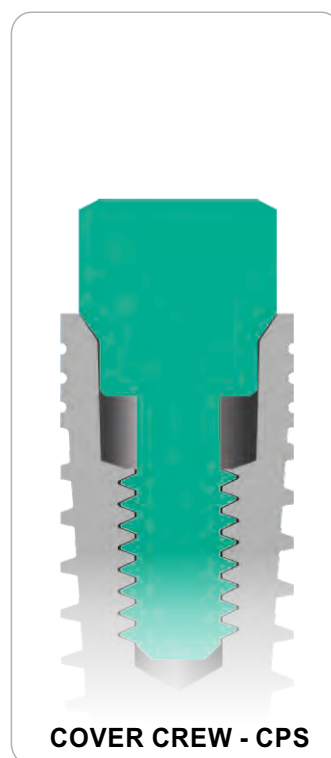
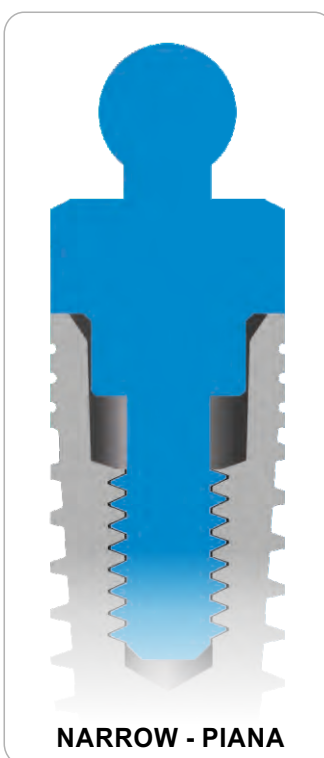





## CONNESSIONE CPS RESISTA

La connessione esagonale interna CPS prevede un doppia possibilità di protesizzazione che meglio si adatta alle differenti scuole di pensiero protesico.

1 La piattaforma esterna piana (flat to flat) è ideale per le soluzioni protesiche multi-impianto solidarizzate ed avvitate (tipo Toronto).

2 La piattaforma interna conica 45° (platform switching) è ideale per le soluzioni protesiche singole avvitate testa impianto o cementate su abutment singoli/multipli (ponti e corone).





# INTERNAL HEXAGON WIDE CONNECTION

## WIDE PROSTHETICS



# wide prosthetics

20Ncm 



**Pilastro di Guarigione** - Titanio Gr. 5 - Anodizzato

**Healing Abutment** - Titanium Gr. 5 - Anodized

**IP 5HA3** H 3 mm - Large Gingival Profile

**IP 5HA5** H 5 mm - Large Gingival Profile

**DM 1/2**

Standard Hexagonal Driver Ø 1.27



**Analogo per Laboratorio** - Titanio Gr. 5 - Anodizzato

**Laboratory Analog** - Titanium Gr. 5 - Anodized

**IP 5AL2DS-V** H 12 mm - Universal Shape

32Ncm 



**Moncone Calcinabile** - Acrilico

**Castable Abutment** - Acrylic

**IP 5CA** Antirotação Hex - Large Gingival Profile

**IP 5CR** Rotating - Large Gingival Profile

**IP VITG** Vite di Ricambio Gold - Gold Spare Screw

**DM 1/2**

Standard Hexagonal Driver Ø 1.27



32Ncm 

**Monconi in Titanio** - Titanio Gr. 5 - PVD TiN

**Titanium Abutments** - Titanium Gr. 5 - PVD TiN

**IP 5ST3** 0° - Straight - Large Gingival Profile

**IP 5AT15** 15° - Angled - Large Gingival Profile

**IP 5AT25** 25° - Angled - Large Gingival Profile

**IP VITG** Vite di Ricambio Gold - Gold Spare Screw

**DM 1/2**

Standard Hexagonal Driver Ø 1.27

32Ncm 



**Moncone Ucla Oro** - Base Oro/Platino/Iridio

**Ucla Gold Abutment** - Gold/Platinum/Iridium Base

**IP 5GA** Antirotação Hex - Large Gingival Profile

**IP VITG** Vite di Ricambio Gold - Gold Spare Screw

**DM 1/2**

Standard Hexagonal Driver Ø 1.27

# wide prosthetics



## Pilastrini Temporanei - Titanio Gr. 5

Temporary Abutments - Titanium Gr. 5

**IP 4TA-W** Temporary Glueing Abutment - Antirotation Hex

**IP 4TR-W** Temporary Glueing Abutment - Rotating

**IP 4TRS** Temporary Welding Abutment - Rotating

**IP VITG** Vite di Ricambio Gold - Gold Spare Screw

**DM 1/2** Standard Hexagonal Driver Ø 1.27

Glueing

Welding



32Ncm



## Moncone UCLA Cobalto Cromo - CoCr

UCLA Abutment Cobalt Chrome - CoCr

**IP 4CCA** Antirotation Hex - Standard Gingival Profile

**IP 4CCA-W** Antirotation Hex - **Waisted** Gingival Profile CPS

**IP VITG** Vite di Ricambio Gold - Gold Spare Screw

**DM 1/2** Standard Hexagonal Driver Ø 1.27



32Ncm



## Moncone Provvisorio Estetico - PEEK Medica

Aesthetic Temporary Abutment - Medical PEEK

**IP 5PA** Antirotation Hex - Large Gingival Profile

**IP VITG** Vite di Ricambio Gold - Gold Spare Screw

**DM 1/2** Standard Hexagonal Driver Ø 1.27



32Ncm



## Moncone Estetico - Zirconia + Link in Titanio Gr. 5

Aesthetic Abutment - Zirconium + Titanium Gr. 5 Link

**IP 5SZ** 0° - Straight - Large Gingival Profile

**IP 5AZ15** 15° - Angled - Large Gingival Profile

**IP VITG** Vite di Ricambio Gold - Gold Spare Screw

**DM 1/2** Standard Hexagonal Driver



32Ncm



## Transfer per impronta Pick Up - Titanio Gr. 5

Pick Up Impression Coping - Titanium Gr. 5

**IP X50** H 12mm - Internal Hexagon

**DM 1/2** Standard Hexagonal Driver



25Ncm

# wide prosthetics

## Pilastro a Sfera per Overdenture - Titanio Gr. 5 - PVD TiN

Overdenture Ball Abutment - Titanium Gr. 5 - PVD TiN

32Ncm 



- IP 4BA1-W** H 1 mm - **CPS** Standard Gingival Profile - NORMO
- IP 4BA2-W** H 2 mm - **CPS** Standard Gingival Profile - NORMO
- IP 4BA3-W** H 3 mm - **CPS** Standard Gingival Profile - NORMO
- IP 4BA4-W** H 4 mm - **CPS** Standard Gingival Profile - NORMO
- IP 4BA6-W** H 6 mm - **CPS** Standard Gingival Profile - NORMO

**DM 1/2** [Standard Hexagonal Driver](#)

## Kit Pilastro Equator per Overdenture - Titanio Gr. 5 - PVD TiN

Overdenture Equator Abutment Kit - Titanium Gr. 5 - PVD TiN

32Ncm 



- IP 4EQ1** H 1 mm - Narrow Gingival Profile
- IP 4EQ2** H 2 mm - Narrow Gingival Profile
- IP 4EQ3** H 3 mm - Narrow Gingival Profile
- IP 4EQ4** H 4 mm - Narrow Gingival Profile
- IP 4EQ5** H 5 mm - Narrow Gingival Profile

**DMEQ** [Squared Equator Driver](#)

## Digital Solutions

### Transfer per Impronta Digitale - Titanio Gr. 5 + MS

Scan Abutment - Titanium Gr. 5 + Micro Sandblasting

25Ncm 



**IP 4SA2 DS** Antirotaion Hex - **Narrow** Gingival Profile

**IP VIT** Vite di Ricambio - Spare Screw

### Link Flat Digitale per Incollaggio - Titanio Gr. 5

Flat Digital Link for Bonding Technique - Titanium Gr. 5

32Ncm 



**IP 5TB DS** Flat Titanium Link - Antirotaion Hex - Ø4mm


**IP 5TBR DS** Flat Titanium Link - Rotating - Ø4mm

**IP VITG** Vite di Ricambio Gold - Gold Spare Screw

**DM 1/2** [Standard Hexagonal Driver Ø 1.27](#)

### Analogo Digitale per Laboratorio - Titanio Gr. 5 - Anodizzato

Laboratory Digital Analog - Titanium Gr. 5 - Anodized



**IP 5AL2DS** H 12 mm - Universal Shape




# toronto universal prosthetics

## Pilastro Toronto Diritto - Titanio Gr. 5

Toronto Straight Abutment - Titanium Gr. 5

- IP MS1-W H 1 mm - Standard Gingival Profile
- IP MS2-W H 2 mm - Standard Gingival Profile
- IP MS3-W H 3 mm - Standard Gingival Profile

**DCDM** Toronto Straight Abutment Driver



## Pilastro Toronto Angolato 17° - Titanio Gr. 5

17° Toronto Angled Abutment - Titanium Gr. 5

- IP MA172-W 17° - H 2 mm - Standard Gingival Profile
- IP MA173-W 17° - H 3 mm - Standard Gingival Profile

IP VITMA Vite di Ricambio Toronto - Toronto Spare Screw  
**DMX 1/2** Standard Torx Driver



## Pilastro Toronto Angolato 30° - Titanio Gr. 5

30° Toronto Angled Abutment - Titanium Gr. 5

- IP MA303-W 30° - H 3 mm - Standard Gingival Profile
- IP MA304-W 30° - H 4 mm - Standard Gingival Profile
- IP MA305-W 30° - H 5 mm - Standard Gingival Profile

IP VITMA Vite di Ricambio Toronto - Toronto Spare Screw  
**DMX 1/2** Standard Torx Driver



## Pilastro Temporaneo Toronto - Titanio Gr. 5

Toronto Temporary Abutment - Titanium Gr. 5

- EP MT Rotating - Bonding Technique - Incollaggio Passivo
- EP MTS Rotating - Welding Technique - Saldatura Intraorale

EP MV Vite di Ricambio Toronto - Toronto Spare Screw  
**DMX 1/2** Standard Torx Driver



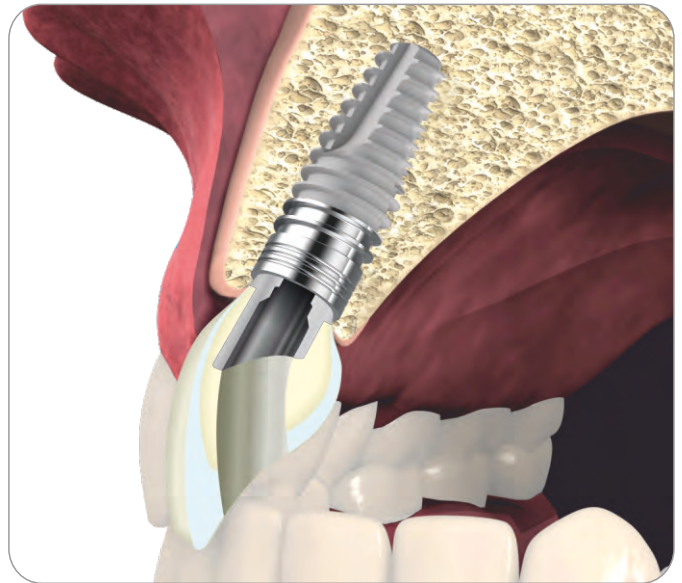
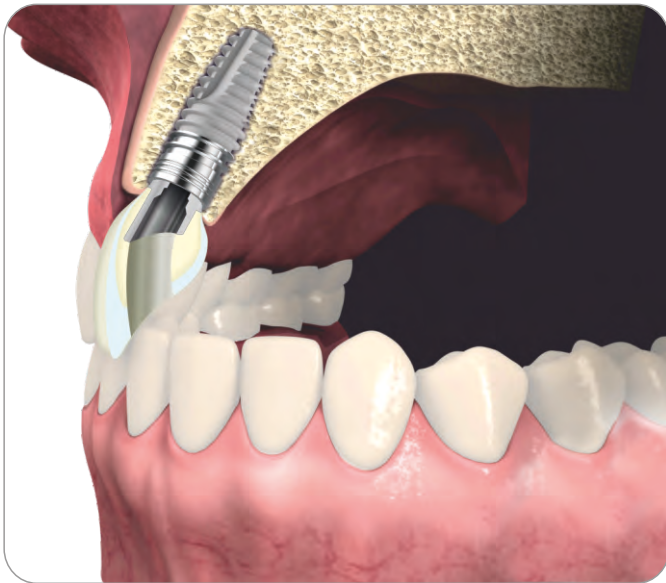
## Pilastrini di Guarigione e Transfer Toronto

Toronto Healing Abutment and Impression Coping

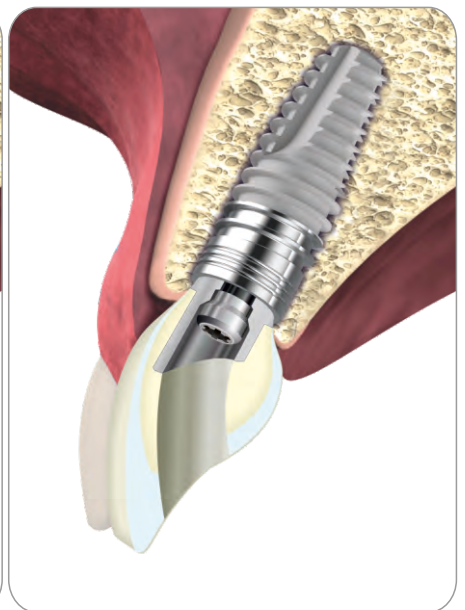
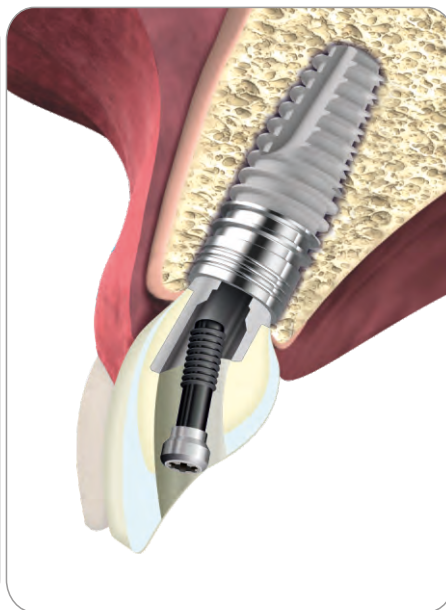
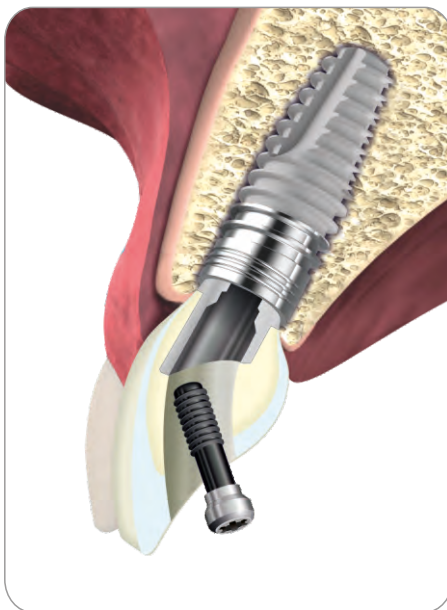
- EP MI Rotating - Standard Gingival Profile
- EP MHA H 4 mm - Standard Gingival Profile
- EP MHA6 H 6 mm - Large Gingival Profile

**DMX 1/2** Standard Torx Driver





GESTIONE DEL PASSAGGIO VITE INCLINATO IN PROTESI AVVITATA



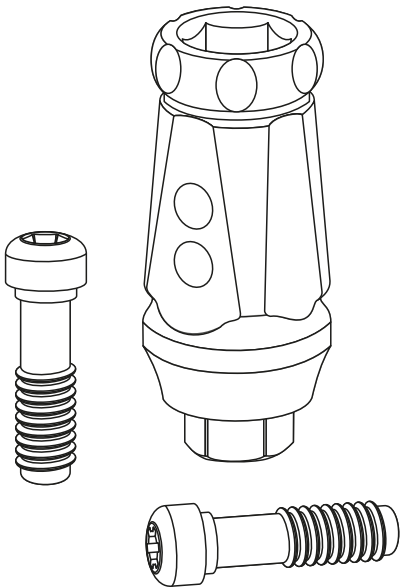
AVVITAMENTO ANGOLATO CON T6 ANGLED TORX DRIVER



# SPARE SCREWS & MOUNTERS

## REPLACEMENT PRODUCTS

### SCREWS & MOUNTERS



## ESAGONO INTERNO IK / IA / IC - INTERNAL HEXAGON IK / IA / IC



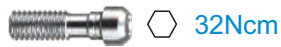
**IP VIT20**

H 20mm Transfer Screw - Ø 1.8mm



**IP VIT30**

H 30mm Transfer Screw - Ø 1.8mm



**IP VIT**

H 8mm Prosthetic Screw - Ø 1.8mm



**IP VITG**

Prosthetic Screw - Ø 1.8mm - PVD TiN



**IP VITT6DS**

Prosthetic Screw **T6** Avvitamento Ang. Ø 1.8mm



**IP VITMA**

Angled 17°/30° MUA Abutment Screw Ø 1.8mm



**EP MV**

Toronto Prosthetic Spare Screw - Ø 1.4mm



**EP MVL**

Toronto Impression Spare Screw - Ø 1.4mm

## RICAMBI MOUNTERS IMPIANTI - IMPLANT MOUNTERS SPARE PARTS



**MTA Mounter Transfer Abutment - Titanio Gr. 5**

**MTA Mounter Transfer Abutment - Titanium Gr. 5**

**IPM 40**

H 12mm - Ø 4.7mm Internal Hexagon (34 - 38 - 42)

**IPM 46**

H 12mm - Ø 5.5mm Internal Hexagon (46 - 50)


**DM 1/2**

Standard Hexagonal Driver

# INSTRUMENTS & DRILLS

## IMPLANT TOOLS

### DRILLS



# S standard surgical drills

## FRESE HBM - Hard Bone Management



**07001604** Cortical Drill - Ø 1.6 mm - 11 mm



**04002104** Cortical Drill - Ø 2.1 mm - 11 mm



**FLS2313** Lance Drill - Ø 2.3 mm - 13 mm

## FIS- CORTICALS



**FIS 30** Cortical Drill - Ø 3.0 mm



**FIS 35** Cortical Drill - Ø 3.5 mm



**FIS 40** Cortical Drill - Ø 4.0 mm



**FIS 50** Cortical Drill - Ø 5.0 mm

## FCS - CYLINDRICALS



**FCS 20** Cylindrical Drill - Ø 2.0 mm - Long 18 mm



**FCS 30** Cylindrical Drill - Ø 2.6 mm - Long 18 mm



**FCS 34** Cylindrical Drill - Ø 2.9 mm - Long 18 mm



**FCS 38** Cylindrical Drill - Ø 3.2 mm - Long 18 mm



**FCS 42** Cylindrical Drill - Ø 3.6 mm - Long 18 mm



**FCS 46** Cylindrical Drill - Ø 3.9 mm - Long 18 mm



**FCS 50** Cylindrical Drill - Ø 4.4 mm - Long 18 mm



**FCS 55** Cylindrical Drill - Ø 4.7 mm - Long 18 mm

# S standard surgical drills

## FKS - TAPERED

**FKS 30** Tapered Drill - Ø 2.4 mm - Long 18 mm



**FKS 34** Tapered Drill - Ø 2.9 mm - Long 18 mm



**FKS 38** Tapered Drill - Ø 3.25 mm - Long 18 mm



**FKS 42** Tapered Drill - Ø 3.5 mm - Long 18 mm



**FKS 46** Tapered Drill - Ø 3.85 mm - Long 18 mm



**FKS 50** Tapered Drill - Ø 4.35 mm - Long 18 mm



**FKS 55** Tapered Drill - Ø 4.70 mm - Long 18 mm



## FKS - EXTRALARGE

**FKS 60** Tapered Drill - Ø 5.0 mm - 15 mm



**FKS 80** Tapered Drill - Ø 7.0 mm - 15 mm



## MUCOTOMI - TISSUE PUNCHES

**ST M13** Manual Tissue Punche - Ø3.0mm


**ST M14** Manual Tissue Punche - Ø4.1mm

**ST M15** Manual Tissue Punche - Ø5.1mm

**ST M23** Contrangle Tissue Punche - Ø3.0mm

**ST M24** Contrangle Tissue Punche - Ø4.1mm

**ST M25** Contrangle Tissue Punche - Ø5.1mm



# calibrated surgical drills

## FCC 20 - CYLINDRICALS



**FCC 2007** Cylindrical Drill - Ø 2.0 mm - Long 7 mm

**FCC 2008** Cylindrical Drill - Ø 2.0 mm - Long 8,5 mm

**FCC 2010** Cylindrical Drill - Ø 2.0 mm - Long 10 mm

**FCC 2011** Cylindrical Drill - Ø 2.0 mm - Long 11,5 mm

**FCC 2013** Cylindrical Drill - Ø 2.0 mm - Long 13 mm

## FKC 34 - TAPERED



**FKC 3407** Tapered Drill - Ø 2.9 mm - Long 7 mm

**FKC 3408** Tapered Drill - Ø 2.9 mm - Long 8,5 mm

**FKC 3410** Tapered Drill - Ø 2.9 mm - Long 10 mm

**FKC 3411** Tapered Drill - Ø 2.9 mm - Long 11,5 mm

**FKC 3413** Tapered Drill - Ø 2.9 mm - Long 13 mm

## FKC 38 - TAPERED



**FKC 3807** Tapered Drill - Ø 3.2 mm - Long 7 mm

**FKC 3808** Tapered Drill - Ø 3.2 mm - Long 8,5 mm

**FKC 3810** Tapered Drill - Ø 3.2 mm - Long 10 mm

**FKC 3811** Tapered Drill - Ø 3.2 mm - Long 11,5 mm

**FKC 3813** Tapered Drill - Ø 3.2 mm - Long 13 mm



# © calibrated surgical drills

## FKC 42 - TAPERED

**FKC 4207** Tapered Drill - Ø 3.5 mm - Long 7 mm



**FKC 4208** Tapered Drill - Ø 3.5 mm - Long 8,5 mm



**FKC 4210** Tapered Drill - Ø 3.5 mm - Long 10 mm



**FKC 4211** Tapered Drill - Ø 3.5 mm - Long 11,5 mm



**FKC 4213** Tapered Drill - Ø 3.5 mm - Long 13 mm



## FKC 46 - TAPERED

**FKC 4607** Tapered Drill - Ø 3.9 mm - Long 7 mm



**FKC 4608** Tapered Drill - Ø 3.9 mm - Long 8,5 mm



**FKC 4610** Tapered Drill - Ø 3.9 mm - Long 10 mm



**FKC 4611** Tapered Drill - Ø 3.9 mm - Long 11,5 mm



**FKC 4613** Tapered Drill - Ø 3.9 mm - Long 13 mm



## FKC 50 - TAPERED

**FKC 5007** Tapered Drill - Ø 4.3 mm - Long 7 mm



**FKC 5008** Tapered Drill - Ø 4.3 mm - Long 8,5 mm



**FKC 5010** Tapered Drill - Ø 4.3 mm - Long 10 mm



**FKC 5011** Tapered Drill - Ø 4.3 mm - Long 11,5 mm



**FKC 5013** Tapered Drill - Ø 4.3 mm - Long 13 mm



# universal surgical drills

## FC - CYLINDRICALS



**FC 2013B** Cylindrical Drill - Ø 2.0 mm - 13 mm

**FC 2018B** Cylindrical Drill - Ø 2.0 mm - 18 mm



**FC 2613B** Cylindrical Drill - Ø 2.6 mm - 13 mm

**FC 2618B** Cylindrical Drill - Ø 2.6 mm - 18 mm



**FC 3013B** Cylindrical Drill - Ø 3.0 mm - 13 mm

**FC 3018B** Cylindrical Drill - Ø 3.0 mm - 18 mm



**FC 3213B** Cylindrical Drill - Ø 3.2 mm - 13 mm

**FC 3218B** Cylindrical Drill - Ø 3.2 mm - 18 mm



**FC 3413B** Cylindrical Drill - Ø 3.4 mm - 13 mm

**FC 3418B** Cylindrical Drill - Ø 3.4 mm - 18 mm



**FC 3813B** Cylindrical Drill - Ø 3.8 mm - 13 mm

**FC 3818B** Cylindrical Drill - Ø 3.8 mm - 18 mm



**FC 4213B** Cylindrical Drill - Ø 4.2 mm - 13 mm

**FC 4218B** Cylindrical Drill - Ø 4.2 mm - 18 mm



**SV-3/480** Cylindrical Drill - Ø 4.8 mm - 18 mm

## F - SPECIAL DRILLS



**FLS2313** Lance Drill - Ø 2.3 mm - L13 mm

**FLS2318** Lance Drill - Ø 2.3 mm - L18 mm



**FBP** Bone Profiler - Ø 5.0 mm - Int/Ext Hex  
(Velocità Max di rotazione antioraria 80 rpm)



**FT 3038** Trephine - Ø 3.0 mm / Ø 3.8 mm

**FT 4048** Trephine - Ø 4.0 mm / Ø 4.8 mm

**FT 5058** Trephine - Ø 5.0 mm / Ø 5.8 mm

**FT 6068** Trephine - Ø 6.0 mm / Ø 6.8 mm

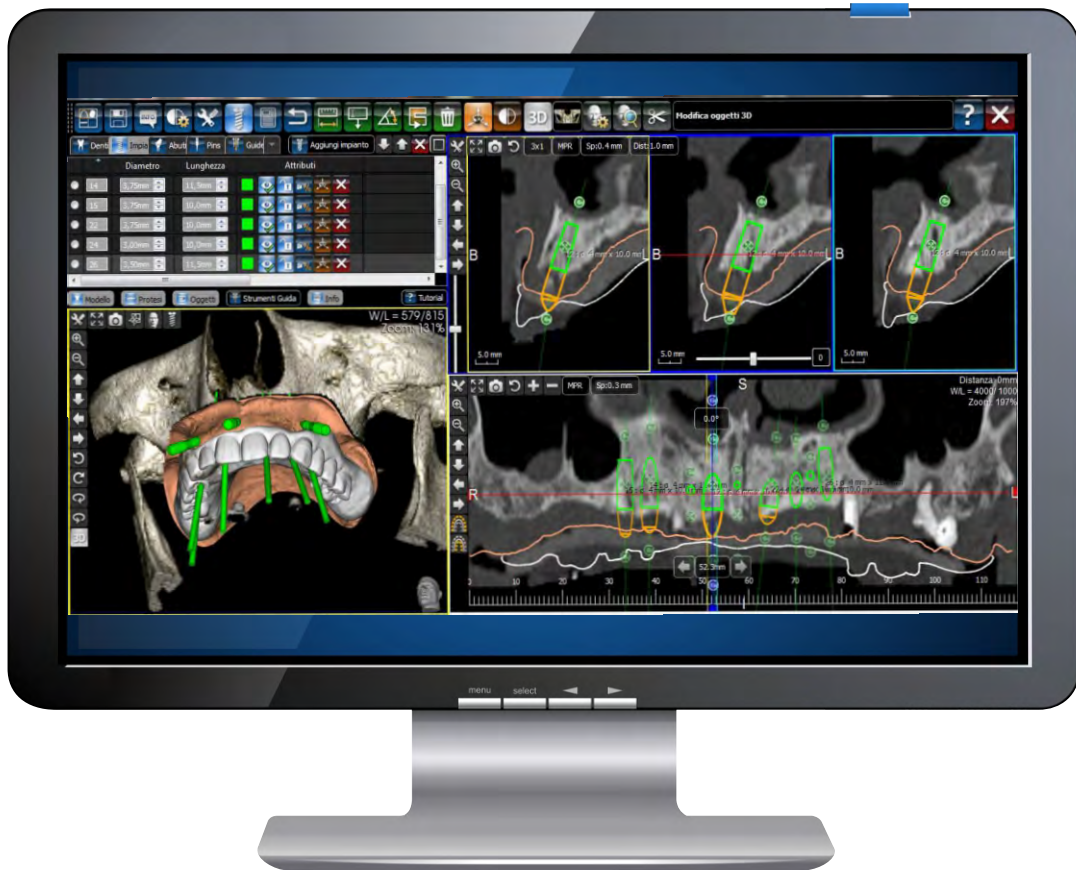


**PF** Drill Extension - Prolunga per Frese

# computer guided surgery

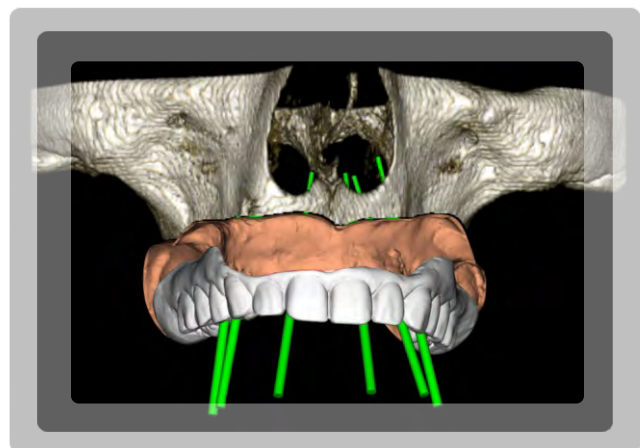
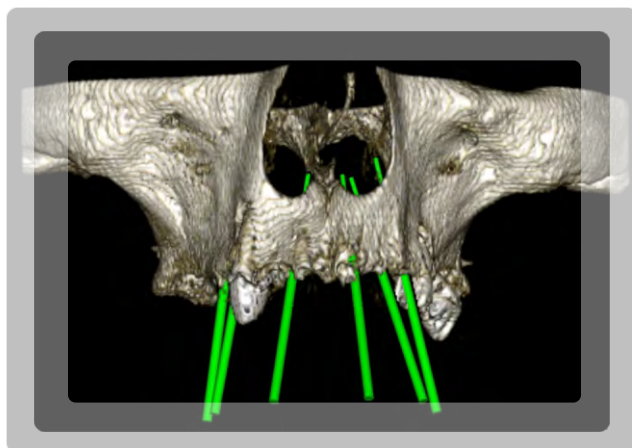


# computer guided surgery



## CORSI DI FORMAZIONE TEORICO/PRATICI SU PC

Il futuro è digitale e la chirurgia computer guidata cammina al fianco della rivoluzione cad-cam che sta trasformando il nostro lavoro  
impararne le basi, conoscerne le potenzialità, comprenderne i limiti  
per evitare errori e per migliorare il nostro quotidiano





# guided surgical drills

SLEEVE



PEEK  
BOC415P

SLEEVE




TITANIUM  
BOC415T

SLEEVE



PIN  
BOC15

SMALL DRIVER  
Ø 4.15



SLEEVE



REDUCER  
BOCSR

SLEEVE



PEEK  
BOC55P

SLEEVE



TITANIUM  
BOC55T


LARGE DRIVER  
Ø 5.5



## FG - SPECIAL DRILLS

**FGR P15** Pins Drill - Ø 1.5 mm

**FGR B55 L** Bone Mill Drill - Ø 5.5 mm - ● Large




## FG M - MUCOTOMES

**FGR M41 S** Mucotome Drill - Ø 4.1 mm - ● Small

**FGR M45 L** Mucotome Drill - Ø 4.5 mm - ● Large

**FGR M55 L** Mucotome Drill - Ø 5.3 mm - ● Large



# guided surgical drills



## FG C - CORTICAL DRILLS



- FGR C35 S** Corticall Drill - Ø 3.5 mm - ● Small
- FGR C40 S** Corticall Drill - Ø 4.0 mm - ● Small
- FGR C35 L** Corticall Drill - Ø 3.5 mm - ● Large
- FGR C40 L** Corticall Drill - Ø 4.0 mm - ● Large
- FGR C50 L** Corticall Drill - Ø 5.0 mm - ● Large



## FG 20 S - FIRST DRILLS ● Small Driver



- FGR 2008 S** First Drill - Ø 2.0 mm - Long 8,5 mm
- FGR 2010 S** First Drill - Ø 2.0 mm - Long 10 mm
- FGR 2011 S** First Drill - Ø 2.0 mm - Long 11,5 mm
- FGR 2013 S** First Drill - Ø 2.0 mm - Long 13 mm
- FGR 2015 S** First Drill - Ø 2.0 mm - Long 15 mm

## FG 20 L - FIRST DRILLS ● Large Driver



- FG 2008 L** First Drill - Ø 2.0 mm - Long 8,5 mm
- FGR 2010 L** First Drill - Ø 2.0 mm - Long 10 mm
- FGR 2011 L** First Drill - Ø 2.0 mm - Long 11,5 mm
- FGR 2013 L** First Drill - Ø 2.0 mm - Long 13 mm
- FGR 2015 L** First Drill - Ø 2.0 mm - Long 15 mm



# guided surgical drills

## FG 34 L - 3.4 IMPLANT DRILLS ● Small Driver

- FGR 3408 S** 3.4 Implant Drill - Ø 2.9 mm - Long 8,5 mm
- FGR 3410 S** 3.4 Implant Drill - Ø 2.9 mm - Long 10 mm
- FGR 3411 S** 3.4 Implant Drill - Ø 2.9 mm - Long 11,5 mm
- FGR 3413 S** 3.4 Implant Drill - Ø 2.9 mm - Long 13 mm
- FGR 3415 S** 3.4 Implant Drill - Ø 2.9 mm - Long 15 mm



## FG 34 L - 3.4 IMPLANT DRILLS ● Large Driver

- FGR 3408 L** 3.4 Implant Drill - Ø 2.9 mm - Long 8,5 mm
- FGR 3410 L** 3.4 Implant Drill - Ø 2.9 mm - Long 10 mm
- FGR 3411 L** 3.4 Implant Drill - Ø 2.9 mm - Long 11,5 mm
- FGR 3413 L** 3.4 Implant Drill - Ø 2.9 mm - Long 13 mm
- FGR 3415 L** 3.4 Implant Drill - Ø 2.9 mm - Long 15 mm



## FG 38 S - 3.8 IMPLANT DRILLS ● Small Driver

- FGR 3808 S** 3.8 Implant Drill - Ø 3.3 mm - Long 8,5 mm
- FGR 3810 S** 3.8 Implant Drill - Ø 3.3 mm - Long 10 mm
- FGR 3811 S** 3.8 Implant Drill - Ø 3.3 mm - Long 11,5 mm
- FGR 3813 S** 3.8 Implant Drill - Ø 3.3 mm - Long 13 mm
- FGR 3815 S** 3.8 Implant Drill - Ø 3.3 mm - Long 15 mm



## FG 38 L - 3.8 IMPLANT DRILLS ● Large Driver

- FGR 3808 L** 3.8 Implant Drill - Ø 3.3 mm - Long 8,5 mm
- FGR 3810 L** 3.8 Implant Drill - Ø 3.3 mm - Long 10 mm
- FGR 3811 L** 3.8 Implant Drill - Ø 3.3 mm - Long 11,5 mm
- FGR 3813 L** 3.8 Implant Drill - Ø 3.3 mm - Long 13 mm
- FGR 3815 L** 3.8 Implant Drill - Ø 3.3 mm - Long 15 mm



# guided surgical drills



## FG 42 S - 4.2 IMPLANT DRILLS ● Small Driver



- FGR 4208 S** 4.2 Implant Drill - Ø 3.6 mm - Long 8,5 mm
- FGR 4210 S** 4.2 Implant Drill - Ø 3.6 mm - Long 10 mm
- FGR 4211 S** 4.2 Implant Drill - Ø 3.6 mm - Long 11,5 mm
- FGR 4213 S** 4.2 Implant Drill - Ø 3.6 mm - Long 13 mm
- FGR 4215 S** 4.2 Implant Drill - Ø 3.6 mm - Long 15 mm

## FG 42 L - 4.2 IMPLANT DRILLS ● Large Driver



- FGR 4208 L** 4.2 Implant Drill - Ø 3.6 mm - Long 8,5 mm
- FGR 4210 L** 4.2 Implant Drill - Ø 3.6 mm - Long 10 mm
- FGR 4211 L** 4.2 Implant Drill - Ø 3.6 mm - Long 11,5 mm
- FGR 4213 L** 4.2 Implant Drill - Ø 3.6 mm - Long 13 mm
- FGR 4215 L** 4.2 Implant Drill - Ø 3.6 mm - Long 15 mm

## FG 46 L - 4.6 IMPLANT DRILLS ● Large Driver



- FGR 4608 L** 4.6 Implant Drill - Ø 3.9 mm - Long 8,5 mm
- FGR 4610 L** 4.6 Implant Drill - Ø 3.9 mm - Long 10 mm
- FGR 4611 L** 4.6 Implant Drill - Ø 3.9 mm - Long 11,5 mm
- FGR 4613 L** 4.6 Implant Drill - Ø 3.9 mm - Long 13 mm
- FGR 4615 L** 4.6 Implant Drill - Ø 3.9 mm - Long 15 mm

## FG 50 L - 5.0 IMPLANT DRILLS ● Large Driver



- FGR 5008 L** 5.0 Implant Drill - Ø 4.3 mm - Long 8,5 mm
- FGR 5010 L** 5.0 Implant Drill - Ø 4.3 mm - Long 10 mm
- FGR 5011 L** 5.0 Implant Drill - Ø 4.3 mm - Long 11,5 mm
- FGR 5013 L** 5.0 Implant Drill - Ø 4.3 mm - Long 13 mm





# guided surgical drills

## GUIDED MOUNTERS

- IP4MG 4S** Mounter Guidata - Internal Hex ● Small Drive
- IP4MG 4L** Mounter Guidata - Internal Hex ● Large Drive
  
- SP3MG 3S** Mounter Guidata - External Hex ● Small Drive
- SP4MG 4S** Mounter Guidata - External Hex ● Small Drive
- SP4MG 4L** Mounter Guidata - External Hex ● Large Drive
  
- IP3MG 3S-P** Mounter Guidata - Platinum CC ● Small Drive
- IP3MG 3L-P** Mounter Guidata - Platinum CC ● Large Drive
- IP4MG 4L-P** Mounter Guidata - Platinum CC ● Large Drive

Small Drive



Large Drive



Large Drive



Allineatori di Fase Esagonale  
Hexagonal Phase Aligners



Large Peek Sleeve



Small Peek Sleeve



Large Titanium Sleeve



Small Titanium Sleeve



# surgical kits



**BOX**  
Solo contenitore

**KIT 002**  
C-K-A Multilinea



**KIT FCK**  
Calibrate K



# surgical kits

<b>KIT 001MC</b>	Kit Chirurgico Monolinea Cilindriche - BOX02 + Frese + Accessori
<b>KIT 001MK</b>	Kit Chirurgico Monolinea Coniche - BOX02 + Frese + Accessori
<b>KIT 001PC</b>	Kit Chirurgico Monolinea Platinum Cilindriche - BOX02 + Frese + Accessori
<b>KIT 001PK</b>	Kit Chirurgico Monolinea Platinum Coniche - BOX02 + Frese + Accessori
<b>KIT 002</b>	Kit Chirurgico Standard - BOX + Frese + Accessori
<b>KIT 002P</b>	Kit Chirurgico Platinum Standard - BOX + Frese + Accessori
<b>KIT 004</b>	Kit Chirurgico Mini Implant - BOX 03 + CRND + Frese + Accessori
<b>KIT FCK</b>	Kit Chirurgico Calibrate K - BOX FCK + Frese + Accessori
<b>KIT 009</b>	Kit Chirurgico UNI-Q-MUA 2.0 - BOX 02 + Frese + Accessori
<b>KIT RPS01</b>	Kit Protesico REPLICA - BOX RP01 + 5 Drivers Corti
<b>KIT RPS02</b>	Kit Protesico REPLICA - BOX RP01 + 5 Drivers Corti + Cricchetto Dinamom.
<b>KIT RPL01</b>	Kit Protesico REPLICA - BOX RP01 + 5 Drivers Lunghi
<b>KIT RPL02</b>	Kit Protesico REPLICA - BOX RP01 + 5 Drivers Lunghi + Cricchetto Dinamom.
<b>BOX</b>	Box Chirurgico Implantologia Large - Solo contenitore
<b>BOX 02</b>	Box Chirurgico Implantologia Monolinea Medium - Solo contenitore
<b>BOX RP01</b>	Box Protesico REPLICA - Solo contenitore



**KIT 001**  
Monolinea



Kit Protesico  
REPLICA




# surgical kits


<b>KIT 005</b>	Kit Chirurgico Espansori - BOX 03 + 4 Espansori + Accessori
<b>KIT 006</b>	Kit Chirurgico Espansori Base - BOX 03 + 4 Espansori
<b>KIT PINK</b>	Kit Misuratori di Parallelismo - BOX P + 10 PIN
<b>KIT 007</b>	Kit Rimozione Impianti EXT - BOX 03 + 2 Estrattori + Accessori
<b>KIT RI</b>	Kit Rimozione Impianti REPLICA - BOX + 3 Estrattori + 4 Viti + Accessori
<b>KIT RV</b>	Kit Rimozione Viti Fratturate REPLICA - BOX + 2 Frese + Guida + Accessori
<b>KIT 012</b>	Kit REVO Chirurgia Guidata - BOX + 59 Frese + Accessori
<b>KIT 012L</b>	Kit REVO Chirurgia Guidata solo Frese Larghe - BOX + 36 Frese + Accessori
<b>BOX GR</b>	Box REVOLUTION Chirurgia Guidata - Solo contenitore
<b>KIT KN</b>	Kit K Narrow - Box + Frese + Accessori
<b>BPIF</b>	Base Svita Impianti - Base in Titanio per la Rimozione del Mount
<b>KBS</b>	Kit Boccole Spaziatrici - 8 Boccole 2 colori per tipo + Box Inox
<b>RBS</b>	Ricambi Boccole Spaziatrici - 8 Boccole 2 colori per tipo



**KBS** Kit Boccole Spaziatrici REVO




**BPIF** Base Svita Impianti



Guided Surgery REVO (Full Optional su Richiesta)

# OVERDENTURE & PROSTHETICS

## ATTACHMENTS



# overdenture

## Kit OT Equator Esagono Interno - Pilastro + Contenitore + Cappette

Kit OT Equator Internal Hexagon - Abutment + Box + Caps




<b>IP4EQ1</b>	Kit OT Equator h1 mm Ø4.0 CPS ●
<b>IP4EQ2</b>	Kit OT Equator h2 mm Ø4.0 CPS ●
<b>IP4EQ3</b>	Kit OT Equator h3 mm Ø4.0 CPS ●
<b>IP4EQ4</b>	Kit OT Equator h4 mm Ø4.0 CPS ●
<b>IP4EQ5</b>	Kit OT Equator h5 mm Ø4.0 CPS ●
<b>IP4EQ6</b>	Kit OT Equator h6 mm Ø4.0 CPS ●

**RHEIN83**

## Femmine per Overdenture Equator - Ritenzioni Rhein

Equator Overdenture Caps - Rhein Caps

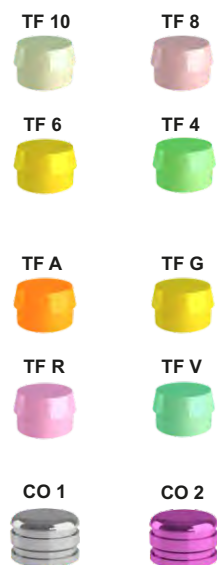


<b>TF Q1</b>	Teflon Viola Forte
<b>TF Q2</b>	Teflon Bianco Normale
<b>TF Q3</b>	Teflon Rosa Morbida
<b>TF Q4</b>	Teflon Giallo Extra
<b>TF Q5</b>	Teflon Nero da Laboratorio
<b>SBOX EQ</b>	Smart Box - Autoparallelizzante Cont. + 5 Teflon
<b>COQ 01</b>	Metal Box - Stainless Steel
<b>COQ 02</b>	Metal Box - Titanium

**RHEIN83**

## Femmine per Overdenture Normo - Ritenzioni Rhein

Normo Overdenture Caps - Rhein Caps



<b>TF 10</b>	Teflon Bianca 1300 gr.
<b>TF 08</b>	Teflon Rosa 800 gr.
<b>TF 06</b>	Teflon Gialla 600 gr.
<b>TF 04</b>	Teflon Verde 400 gr.
<b>TF A</b>	Sottodimensionata - Teflon Arancione 350 gr.
<b>TF G</b>	Sottodimensionata - Teflon Gialla 500 gr.
<b>TF R</b>	Sottodimensionata - Teflon Rosa 900 gr.
<b>TF V</b>	Sottodimensionata - Teflon Verde 1300 gr.
<b>CO 01</b>	Metal Box - Stainless Steel
<b>CO 02</b>	Metal Box - Titanium

**RHEIN83**

# overdenture

## Femmine per Overdenture Micro - Ritenzioni Rhein

### Micro Overdenture Caps - Rhein Caps

TFM 10



TFM 8



TFM 6



TFM 4



TFM A



TFM V



COM 1



COM 2



**TFM 10** Teflon Bianca 1100 gr.

**TFM 08** Teflon Rosa 800 gr.

**TFM 06** Teflon Gialla 450 gr.

**TFM 04** Teflon Verde 200 gr.

**TFM A** Sottodimensionata - Teflon Arancione 200 gr.

**TFM V** Sottodimensionata - Teflon Verde 1100 gr.

**COM 01** Metal Box - Stainless Steel

**COM 02** Metal Box - Titanium



AN D



**AN D** Anelli Direzionali 0° - 7° - 14° - Conf 6pz.

F20 SN



F20 SM



**F20 SN** Sfera Normo Filettata - Passo Filetto M2.0

**F16 SN** Sfera Normo Filettata - Passo Filetto M1.6

**F20 SM** Sfera Micro Filettata - Passo Filetto M2.0

**F16 SM** Sfera Micro Filettata - Passo Filetto M1.6

SGU SN



SGU SM



**SGU SN** Spaziatore Sfera Normo per Guaina Filettata

**SGU SM** Spaziatore Sfera Micro per Guaina Filettata

GU 16



**GU 16** Guaina Filettata da Incollaggio - Passo Filetto M1.6



SCN



SCM



**SC N** Sfera Calcinabile Normo Verde - 4pz.

**SC M** Sfera Calcinabile Micro Rossa - 4pz.

DPI



**DPI** Dischetto Protettivo per Incollaggio Trasparente - 10pz.

SC25




SC18



**SC 25** Sfera Cava da Incollaggio Normo - Per sfere usurate - 2pz.

**SC 18** Sfera Cava da Incollaggio Micro - Per sfere usurate - 2pz.

BA 01



**BA 01** Barra tipo Dolder Calcinabile

BA 02



BA 03




**BA 02** Ritenzione in Teflon **Rosa** per Barra

**BA 03** Ritenzione in Teflon **Gialla** per Barra



# overdenture

- BCA N** Barra Calcinabile Angolare **Normo** Verde - 2pz.  
**BCD N** Barra Calcinabile Diritta **Normo** Verde - 2pz.  
**BCA M** Barra Calcinabile Angolare **Micro** Rossa - 2pz.  
**BCD M** Barra Calcinabile Diritta **Micro** Rossa - 2pz.
- F20 EQ** Equator Filettato - Passo Filetto M2.0  
**F16 EQ** Equator Filettato - Passo Filetto M1.6
- SGU EQ** Equator Spaziatore per Guaina Filettata  
**AL EQ** Analogo per Laboratorio Equator



**RHEIN83**

## Kit LOCATOR® Esagono Interno - Pilastro + Contenitore + Caps

### Kit LOCATOR® Internal Hexagon - Abutment + Box + Caps

- IP4LC1** Kit LOCATOR h1 mm - Ø4.0 CPS ●  
**IP4LC2** Kit LOCATOR h2 mm - Ø4.0 CPS ●  
**IP4LC3** Kit LOCATOR h3 mm - Ø4.0 CPS ●  
**IP4LC4** Kit LOCATOR h4 mm - Ø4.0 CPS ●  
**IP4LC5** Kit LOCATOR h5 mm - Ø4.0 CPS ●  
**IP4LC6** Kit LOCATOR h6 mm - Ø4.0 CPS ●



- TSLC** Transfer Ti + Cappetta Nera (per laboratorio)  
**COLC1** Contenitore Ti + Cappetta Nera (per laboratorio)  
**NBOXLC** Kit Cappette + Contenitore Ti  
**TFLC50** Cappetta Ritentiva Trasparente - 2268 g 4 pz.  
**TFLC30** Cappetta Ritentiva Rosa - 1361 g 4 pz.  
**TFLC15** Cappetta Ritentiva Blu - 680 g 4 pz.  
**ALLC** Analogo in Titanio  
**TFLCD40** Cappetta Ritentiva Verde - 1814 g 4 pz.  
**TFLCD20** Cappetta ritentiva Arancione - 907 g 4 pz.  
**TFLCD15** Cappetta ritentiva Rossa - 680 g 4 pz.  
**DMLC** Avvitatore manuale da Cricchetto  
**DCLC** Avvitatore da Contrangolo  
**IELC** Inseritore / Estrattore Cappette



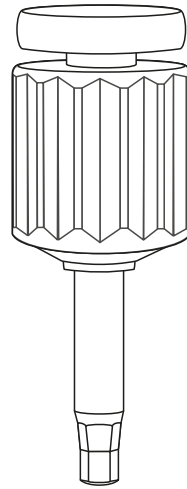
**LOCATOR®**



# INSTRUMENTS & TOOLS

## IMPLANT TOOLS

### DRIVERS



# instruments and tools


## CACCIAVITI MANUALI - MANUAL SCREW DRIVERS



**DM 01** Hexagonal 1.27 - Short - 12mm



**DM 02** Hexagonal 1.27 - Medium - 17mm



**DM 03** Hexagonal 1.27 - Long - 27mm



**DMX 01** Torx - Short - 15mm



**DMX 02** Torx - Long - 20mm



**DMRP120S** Hexagonal 1.20 - Short



**DMRP120L** Hexagonal 1.20 - Long



**DM T6DS** T6 Angled Torx Driver - 15mm



**DMEQ** Equator Squared - Short - 15mm

## CACCIAVITI DA CONTRANGOLO - CONTRA-ANGLE SCREW DRIVERS



**DC 01** Hexagonal 1.27 - Short - 15mm



**DC 02** Hexagonal 1.27 - Medium - 20mm



**DC 03** Hexagonal 1.27 - Long - 30mm



**ACDRCA** Hexagonal 1.20



**DC T6DS** T6 Angled Torx Driver - 20mm



**DCEQ** Equator Squared - Medium - 20mm



**DCX 01** Torx - Short - 15mm



**DCX 02** Torx - Long - 20mm

# instruments and tools

**Accessori per Applicazione Manuale**  
**Accessories for Manual Application**

**CD LAB** Chiave Digitale da Laboratorio Es. 3,5  
**ALI** Aiuto da Laboratorio Esagono Interno  
**ALE** Aiuto da Laboratorio Esagono Esterno

**UNADCR CAES35** Adattatore da Es. 3,5 a RA

**ALI** **ALE**

Supporto da Laboratorio per la lavorazione dei Monconi

**Perni di Parallelismo - Titanio Gr. 5**  
**Paralleling Pins - Titanium Gr. 5**

**PIN** Double diameter - S 1.8mm / L 3mm - 0°  
**PIN17** Double diameter - S 1.8mm / L 3mm - 17°  
**PIN32** Double diameter - S 1.8mm / L 3mm - 32°

**PIN K** Kit Misuratori di Parallelismo Calibrati (10 PIN + BOX)

**Osseo Espansori e Compattatori - Titanio Gr. 5**  
**Bone Expanders and Compactors - Titanium Gr. 5**

**EXP** 4 Progressive diameters  
**KIT 005** Expander Surgical Kit

<b>A 1.3</b>	<b>A 1.6</b>	<b>A 1.9</b>	<b>A 2.4</b>
<b>B 2.1</b>	<b>B 2.8</b>	<b>B 3.5</b>	<b>B 4.3</b>
<b>C 2.4</b>	<b>C 3.1</b>	<b>C 3.8</b>	<b>C 4.6</b>

# instruments and tools

## CACCIAVITI DA CRICCHETTO - TORQUE CONTROLLER DRIVERS



**DCD 01** Hexagonal 1.27 - Short - 15mm

**DCD 02** Hexagonal 1.27 - Medium - 20mm

**DCD 03** Hexagonal 1.27 - Long - 30mm




**DCDX 01** Torx - Short - 15mm

**DCDX 02** Torx - Long - 20mm



**DCDM** Hexagonal - Monconi Toronto Diritti

## AVVITATORI MANUALI - FINGER MANUAL DEVICE



**DGM** Digitale Manuale - Manual Implant Driver



**DKX** Avvitatore Manuale per RA  
RA Manual Driver



**UNADCRCAES35** Adattatore CRD2 da Es. 3,5 a RA  
CRD2 Adapter from Hex 3,5 to RA

NB Controllare compatibilità vecchio e nuovo ed in alternativa catalogo [REPLICA](#)

## PROLUNGHE DA CRICCHETTO - RATCHET IMPLANT DRIVERS



**PC 01R** Short - Hexagonal Implant Driver

**PC 02R** Medium - Hexagonal Implant Driver

**PC 03R** Long - Hexagonal Implant Driver



**PR PC** Prolunga per PC - PC Extension

## AVVITATORI DA CONTRANGOLO - CONTRA-ANGLE IMPLANT DRIVERS



**AC 01** Short - Hexagonal Implant Driver

**AC 02** Medium - Hexagonal Implant Driver

# instruments and tools

## Avvitatori Manuali - Acciaio Inox

Manual Driver - Stainless Steel



**CRND** Cricchetto non Dinamometrico - No Torque Control Ratchet

CRD2-G



**CRD2** Cricchetto Dinamometrico 10/70 Ncm - Torque Control

**CRD2-G** Ghiera Cricchetto CRD2 con Attacco PC - CRD2 Ratchet Wheel with PC Connection

UNADES35CR



**CRDP2** Cricchetto Dinamometrico Protesico 10/70 Ncm - Torque Control

**UNADES35CR** Ghiera Cricchetto CRDP2 attacco PC - CRDP2 Ratchet Wheel PC Connection

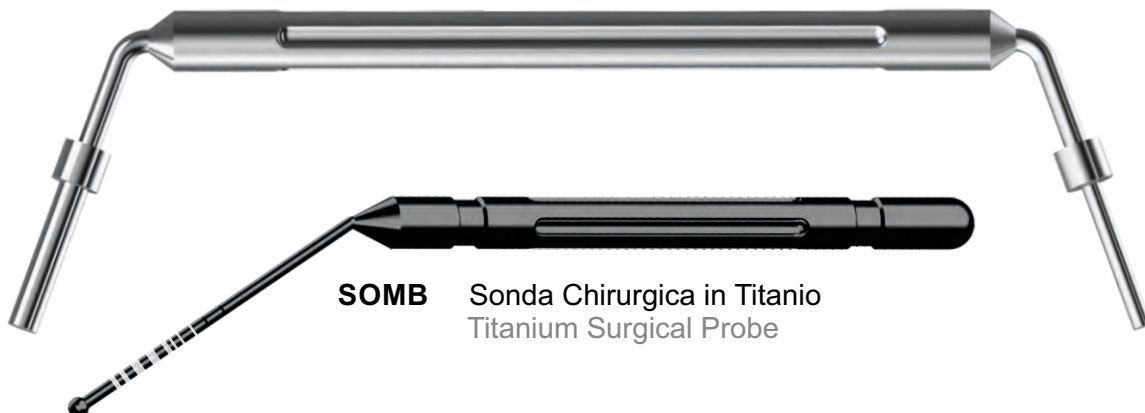


**CDL** Avvitatore Diritto Manuale - Long Manual Driver

## Sonde e Misuratori - Acciaio Inox

Probes and Meters - Stainless Steel

**ST PRO SL1** Sonda Compattatore Doppia - Sinus Lift System



**SOMB** Sonda Chirurgica in Titanio  
Titanium Surgical Probe

# mini sinus lift

## PRO Sinus Lift - Mini Rialzo del Seno per via Crestale

### PRO Sinus Lift - Mini Sinus Lift with Crestal Approach

Frese Taglienti 120°



#### PRO SL Kit Kit Completo Box + Frese + Stop + Accessori

- FC 20** Fresa ● Tagliente 120° - Ø 2.0
- FC 2026** Fresa ● Tagliente 120° - Ø 2.0/2.6
- FC 2531** Fresa ● Tagliente 120° - Ø 2.5/3.1
- FC 31P** Fresa ● Atraumatica 180° - Ø 3.1
- FC 31PTX** Fresa ● Atraumatica TaglioX 180° - Ø 3.1
- FC 31R** Fresa ● Raggiata Atraumatica - Ø 3.1
- FC 3136R** Fresa ● Raggiata Atraumatica - Ø 3.1/3.6

**KIT ST** 6 Titanium Drill Stoppers  
(6.0/7.0/8.5/10/11.5/13)

**STP KIT** 11 Titanium Drill Stoppers  
(1.0/2.0/3.0/4.0/5.0/6.0/7.0/8.5/10/11.5/13)

**ST** Titanium Drill Stopper 1 pz. (Es. ST1, ST2, ST3)



Frese Atraumatiche (Max 100 rpm)




Frese Raggiate (Max 80 rpm)



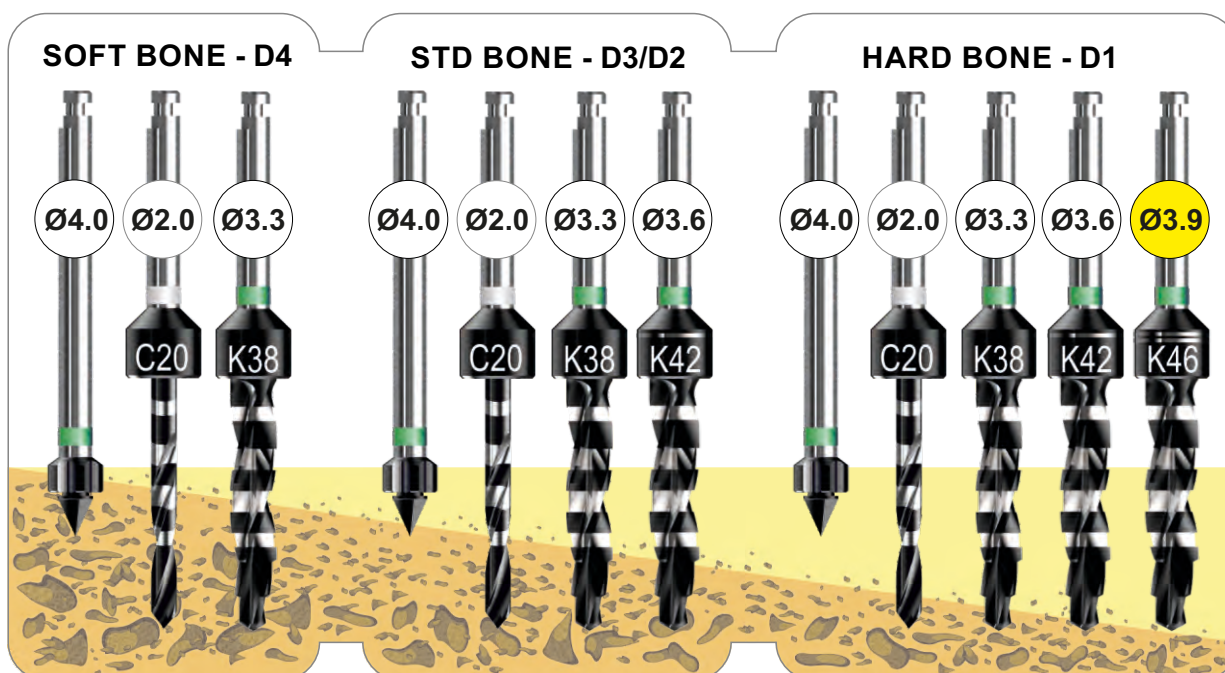
# nasal and pterygoids implants

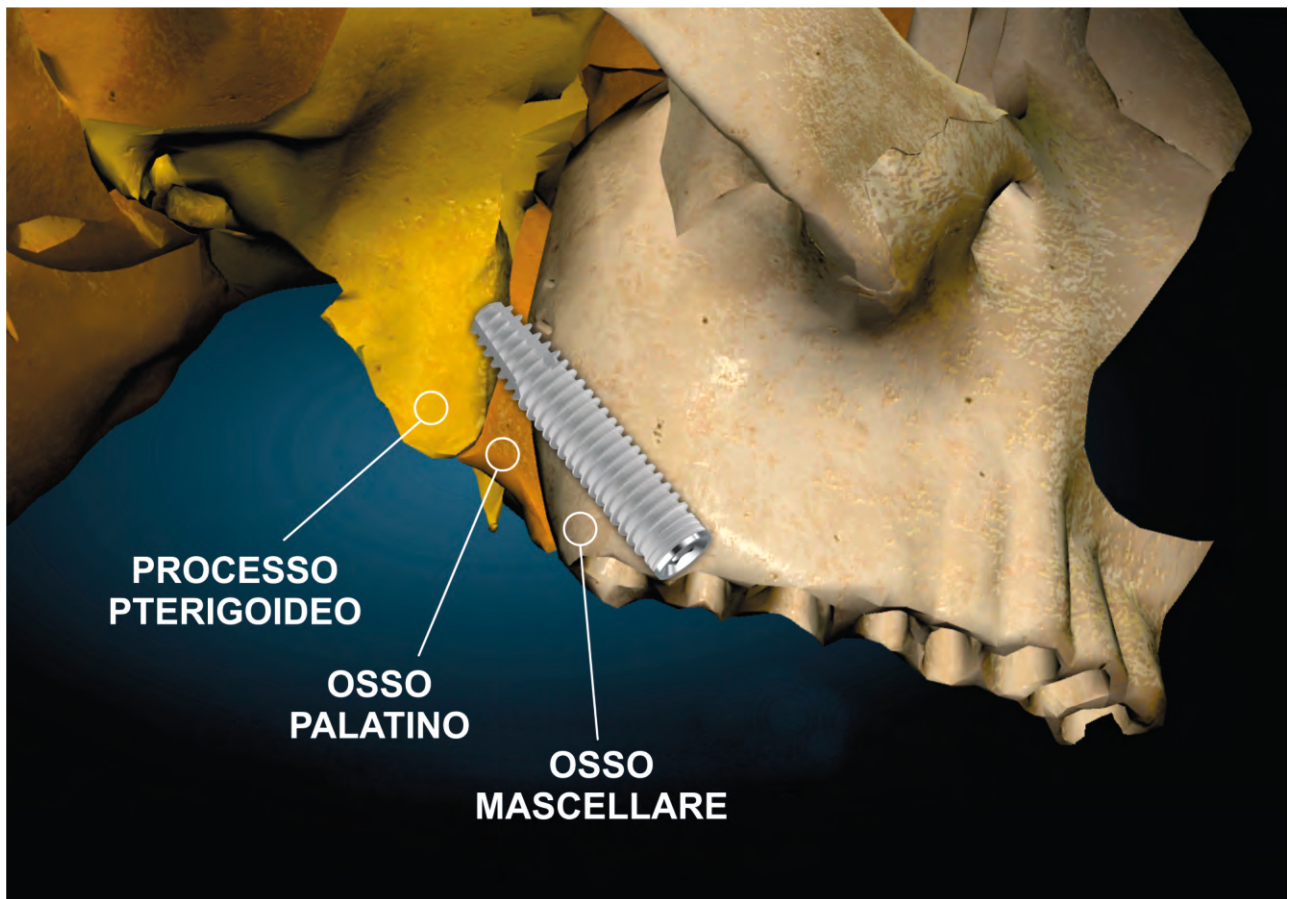
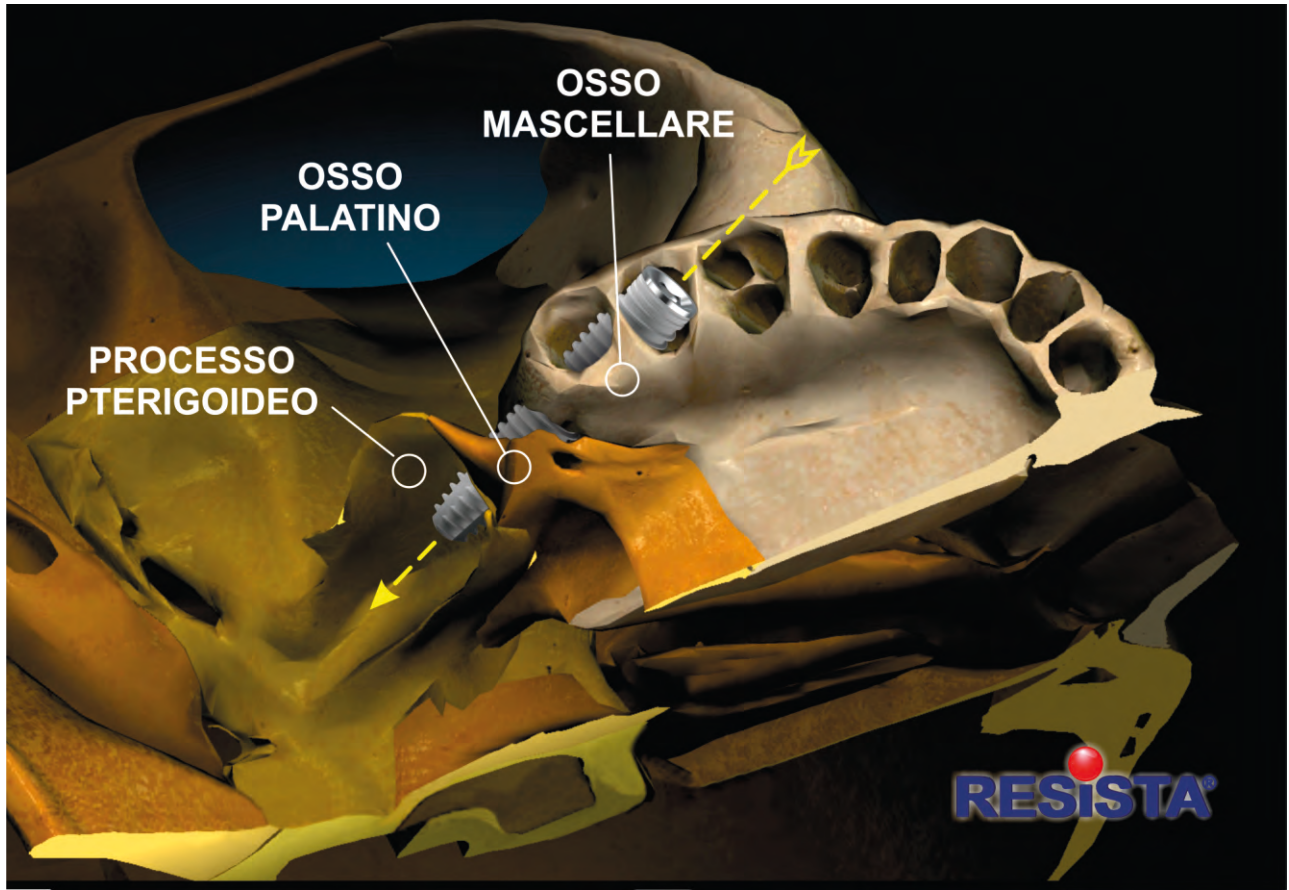


## TAPERED SHAPE IK 42



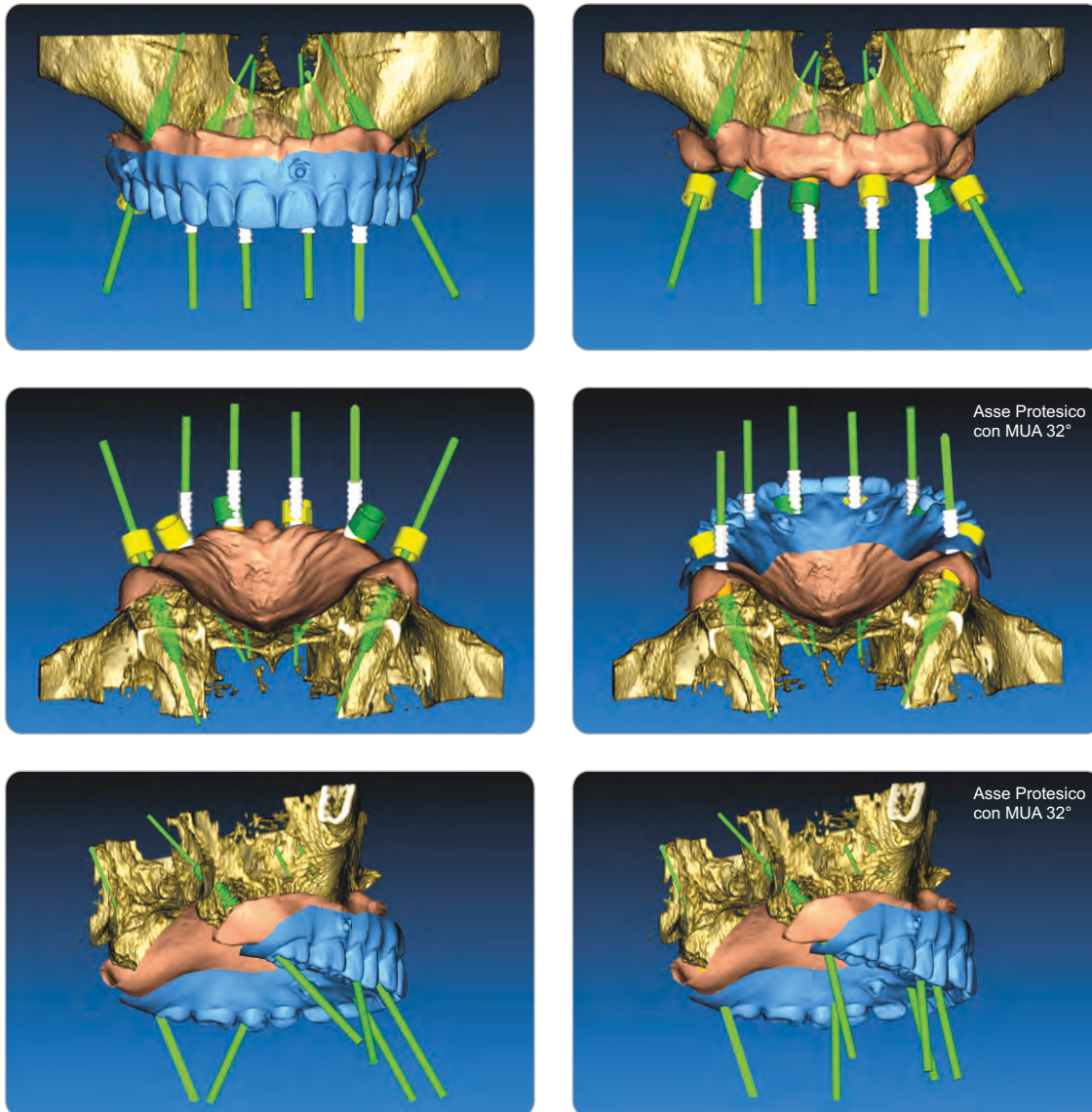
CODE	IMPLANT	LENGTH	PLATFORM	APEX
IK 4218	Ø 4.2	18 mm	Ø 4.0	Ø 2.2
IK 4220	Ø 4.2	20 mm	Ø 4.0	Ø 2.2
IK 4222	Ø 4.2	22 mm	Ø 4.0	Ø 2.2
IK 4225	Ø 4.2	25 mm	Ø 4.0	Ø 2.2







# pterygoids and nasal implants




## Frese Extra Lunghe Nasali Pterigoidee - Nasal Pterygoid Extra Long Drills

- FC 2025** N. Pterygoids Standard Drill - Ø 2.0mm
- FK 3425** N. Pterygoids Standard Drill - Ø 2.9mm
- FK 3825** N. Pterygoids Standard Drill - Ø 3.3mm
- FK 4225** N. Pterygoids Standard Drill - Ø 3.6mm



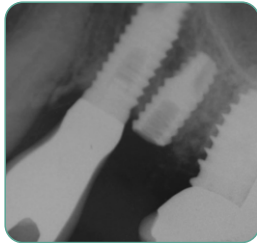
- FG 20NP** N. Pterygoids Guided Drill - Ø 2.0mm
- FG 34NP** N. Pterygoids Guided Drill - Ø 2.9mm
- FG 38NP** N. Pterygoids Guided Drill - Ø 3.3mm
- FG 42NP** N. Pterygoids Guided Drill - Ø 3.6mm



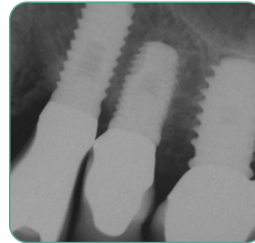
## IMPIANTI FRATTURATI

### UNIVERSAL IMPLANT EXTRACTOR

**IMPIANTO FRATTURATO**



**IMPIANTO SOSTITUITO**



**RIMOZIONE IMPIANTO IN AVVITAMENTO ANTIORARIO**



**SOSTITUZIONE IMMEDIATA CON NUOVO IMPIANTO**



**RIVESTIMENTO IN DLC**  
Durezza e Minore Attirito

**CONICITÀ PROGRESSIVA**  
Incrementale

**FILETTO 3 PRINCIPI**  
120Ncm

**ACCIAIO EXTRADURO**  
68 Rockwell



**EXT** Implant Extractor - 1 pcs.

**KIT 007** Implant Extractor Kit - 2 Extractors + 1 Box + CRND

## Siringhe per Anestesia - Inox

### Anesthesia Syringes - Stainless Steel



PERIPEN



PERIPRESS



**22** PERIPRESS - Siringa Inox 1.8cc - Set 2 Portafiala

**32** PERIPRESS - Siringa Standard 1.8cc - Set 2 Portafiala

**118** PERIPEN - Siringa Inox 1.8cc - Set 2 Portafiala AM/EU





**Ing. C. A. Issoglio & C. S.r.l.**  
Via F.lli Di Dio, 68 - 28887 Omegna (VB) - ITALIA  
Tel. +39.0323.828.004 - Fax +39.0323.828.914  
[www.resista.it](http://www.resista.it) - [info@resista.it](mailto:info@resista.it)



REV 06 - 21/04/2024